

EXHIBIT T-1

# SHAKER HEIGHTS CITY SCHOOL DISTRICT

OFFICE OF THE TREASURER  
15600 Parkland Drive  
Shaker Heights, Ohio 44120  
(216) 295-4317

Bryan C. Christman  
Treasurer

## FINANCIAL STATEMENTS AUGUST 2021

# INDEX

<b><u>SECTION #</u></b>	<b><u>SECTION NAME</u></b>
1.	FINANCIAL AND MISCELLANEOUS BRIEFS
2.	CHARTS
3.	CONSOLIDATED INVESTMENT PORTFOLIO
4.	FINANCIAL SUMMARY FOR GENERAL FUND
5.	FINANCIAL REPORT BY BANK
6.	FINANCIAL REPORT BY FUND
7.	REVENUE ACCOUNT SUMMARY
8.	BUDGET ACCOUNT SUMMARY
9.	SUMMARY CHECK REGISTER – ALL CHECKS
10.	BOND ISSUE EXPENDITURE SUMMARY

## **1. FINANCIAL AND MISCELLANEOUS BRIEFS**

**SHAKER HEIGHTS BOARD OF EDUCATION  
SHAKER HEIGHTS, OHIO**

September 29, 2021

**TO:** Members, Shaker Heights Board of Education

**FROM:** Bryan C. Christman, Treasurer

**SUBJECT:** Financial and Miscellaneous Briefs

**I. AUGUST 2021 FINANCIAL OVERVIEW**

The revenue activity for the month and for the fiscal year-to-date August 2021 has been similar to the same reporting period for the prior year with the following exceptions:

- **Real Estate Tax** revenue received in July and August this year was \$13.8 million or 79.0% more than last year due to timing difference in advance amounts paid out by the County in July and August of this year as compared to the prior year caused by the Coronavirus Pandemic delay in the due date for the second half of taxes to August 13, 2020.
- **Investment Earnings** are \$81,063 or 52.5% less than prior year, due to lower cash balances coupled with lower interest rates resulting from the Coronavirus Pandemic.
- Due to the conversion to the State's new biennial budget which incorporated the Ohio Fair School Funding plan, the Fiscal 2022 **State Foundation** revenue amounts are in transition and reflect the fact that the voucher and community school deductions are no longer offset from the District's funding payments and are paid directly by the State. The District is expected to receive a slight increase in Fiscal 2022 over the Fiscal 2021 funding amount in accordance with the State biennial budget's Ohio Fair School Funding plan simulations. \$137,917 or 5.1% less than prior year to date.
- July and August 2020 **Other Local Receipts** were actually negative due to a \$139,474 refund in each month representing 50% each month of a repayment for a double payment received from ODE in June 2020 for the Fiscal 2019 SF-6 settlement. Such item is non-recurring in 2021. Accordingly, \$329,798 more than prior year due to the non-recurring refund in July and August 2020.
- **Other State Revenues** were \$75,022 or 111.6% more than prior year, due primarily to a return to normal levels of casino tax distribution this year (\$142,237) as compared to the much reduced payment received in August 2020 (\$67,215) due to the COVID-19 casino closures during 2020.

The expenditures for the month and for the fiscal year-to-date August 2021 was \$0.7 million or 4.7% more than the prior year amount, due primarily to a return to pre-COVID-19 spending patterns combined with timing differences in some of the various expense categories. In summary, the District's overall finances are on target with expectations at this time.

---

**II. AUGUST 2021 FINANCIAL DETAIL REVIEW**

- A. GENERAL FUND (As of August 31, 2021)** – Note: Budget comments have been excluded until the final budget is approved and loaded to the system.

## **REVENUE**

### **1. Real Estate Taxes:**

- \$13.8 million or 79.0% more than prior year to date;
- Variance from prior year due to timing difference in advance amounts paid out by the County in July and August of this year as compared to the prior year caused by the Coronavirus Pandemic delay in the due date for the second half of taxes to August 13, 2020.
- **Public Utility Taxes** amounted to \$1.6 million more this year compared to the prior YTD, due to delay in payment due date and resulting delay in the settlement in F21 due to COVID-19.

### **2. Investment Earnings:**

- \$55,966 received this year;
- \$81,063 or 52.5% less than prior year;
- Decrease due to combination of lower cash balances coupled with the lower interest rates resulting primarily due to the Coronavirus Pandemic.
- Cash-basis interest income varies month-to-month and year-to-year due to the varying maturity dates of the investment portfolio;
- At their July 28, 2021 meeting, the Federal Reserve's Federal Open Market Committee decided to maintain the target range for the federal funds rate at 0 to 1/4 percent. In addition, the Committee confirmed at their 7/28/21 meeting, that they will continue to increase its holdings of Treasury securities by at least \$80 billion per month and of agency mortgage-backed securities by at least \$40 billion per month until substantial further progress has been made toward the Committee's maximum employment and price stability goals. The Committee expects to maintain this target range until it is confident that the economy has weathered recent events and is on track to achieve its maximum employment and price stability goals. **At its September 22, 2021 meeting, the Committee again decided to maintain the target range for the federal funds rate at 0 to 1/4 percent. The Committee did take note that the economy has made progress such that a moderation in the pace of asset purchases may soon be warranted.**

We continue to monitor all aspects of our portfolio and the interest rate markets, in consultation with our investment advisor, the RedTree Investment Group. Market Updates for August include:

- It's a watch what you wish for type of market out there as summer comes to an end. Most of the same themes remain from July with inflation being a main topic along with supply chain issues disrupting sectors such as technology and automobiles.
- The Federal Reserve continues to focus on the employment situation as the economy recovers.
- They have started to discuss a possible taper of their monthly bond purchases, currently at \$120 Billion per month. These purchases are helping keep rates low, stimulating the economy. In the past, the tapering of bond purchases has had mixed results. They will likely take extra precaution this round and try to avoid a repeat of 2013's taper tantrum, where rates rose much quicker than anyone expected.

Operating Portfolio activity summary comments for this month include:

- August was a busy month for reinvesting and investing new monies.
- We were able to find a few CD's recently that aren't currently owned in the past month, the CD market has been few and far between.
- The CD's not only add extra yield over other options but also provide full FDIC insurance.

- Our focus remains the same, prioritize liquidity over other options, while diversifying through longer maturities positions for extra yield. We expect rates to gradually rise over the next few years, having liquidity will be beneficial as rates increase.

2017 Bond Proceeds Portfolio activity summary comments for this month include:

- This account is being kept in short term investments and will be ready for any future liquidity events.

**3. Other Local Revenue:**

- July and August 2020 receipts were actually negative due to a \$139,474 refund in each month representing 50% each month of a repayment for a double payment received from ODE in June 2020 for the Fiscal 2019 SF-6 settlement. Such item is non-recurring in 2021.
- Accordingly, \$329,798 more than prior year due to the non-recurring refund in July and August 2020.

**4. State Foundation:**

- \$137,917 or 5.1% less than prior year;
- Due to the conversion to the State's new biennial budget which incorporated the Ohio Fair School Funding plan, the Fiscal 2022 amounts are in transition and reflect the fact that the voucher and community school deductions are no longer offset from the District's funding payments and are paid directly by the State;
- Normally, State Foundation payments are merely estimates until the ADM counts are finalized and adjusted starting in January; however
- The District is expected to receive a slight increase in Fiscal 2022 over the Fiscal 2021 funding amount in accordance with the State biennial budget's Ohio Fair School Funding plan simulations.

**5. Homestead Exemption & Rollback (HERB):**

- No revenue for this category received in July or August of either year.

**6. Other State Revenue:**

- \$75,022 or 111.6% more than prior year, due primarily to a return to normal levels of casino tax distribution this year (\$142,237) as compared to the much reduced payment received in August 2020 (\$67,215) due to the COVID-19 casino closures during 2020.

**7. Federal Receipts:**

- \$6,524 less receipts this fiscal YTD than last due to timing difference in payments received covering the last months of the prior school year a year ago.

**8. Total Revenue:**

- \$15.6 million or 76.9% more than prior year;
- Variance due primarily to the receipt of a larger tax advance in July and the settlement in August of this year as compared to the prior year due to the Coronavirus Pandemic delay in the 2<sup>nd</sup> half tax payment due date to August 13, 2020, resulting in a delayed settlement until September 2020.

## **EXPENDITURES**

### **9. Salaries & Wages:**

- Payrolls averaged \$2,461,995 YTD this year vs. \$2,342,159 for prior YTD, for a 5.1% increase from last year's payrolls for the same number of year-to-date pay dates;
- Excluding sick leave severance payments, increase of 4.9% from prior year;
- Overall change reflects cumulative effect of contractual and step increases, retirements and replacements that went into effect over the last 12 months as well as timing of supplemental contract payments coupled with the return to pre-COVID-19 spending patterns;
- YTD total salaries and wages (including severance payments) are \$473,508 or 5.1% above prior year, the same as above as there were no timing differences related to grant fund chargebacks;
- Variance due to reasons listed above;
- Classified overtime paid in August 2021 was \$18,094 more than August 2020, while the cumulative YTD payments totaled \$40,331 more than the prior YTD;
- Classified temporary wages this YTD are \$58,571 more than last YTD, while certified temporary wages this YTD are \$50,839 more than prior YTD, for a combined \$109,410 more this YTD;
- Sick leave severance payments increased by \$26,045 or 33.5% to \$103,805 through this YTD from \$77,760 for prior YTD;
- Amount and timing of such payments vary from year to year depending on number of retirements.

### **10. Fringe Benefits:**

- \$92,320 or 2.9% more than prior YTD.

### **11. Purchased Services:**

- \$35,264 or 2.1% less than prior YTD, including \$186,176 less for out-of-district tuition, and \$111,306 more for repairs & maintenance.

### **12. Textbooks, Materials & Supplies:**

- \$132,609 or 20.1% more than prior YTD.

### **13. Capital Outlay:**

- \$532,830 or 79.7% less than prior YTD;

### **14. Other Expenses:**

- \$599,118 more than prior YTD due to the recording of the County Auditor & Treasurer fees in August this year, but not until September of 2020.

### **15. Total Expenditures:**

- \$0.7 million or 4.7% more than prior YTD;
- Variance due primarily to a return to pre-COVID-19 spending patterns combined with timing differences in some of the various expense categories;
- Outstanding Encumbrances current month-end total of \$14.1 million, which includes \$4.0 million for Professional & Technical Services, \$1.4 million for utilities, and \$2.0 million for out-of-district tuition, total \$1.9 million less than prior year, primarily due to timing of encumbrances.

## **B. CASH BALANCES**

1. **Cash Balance:** Cash balance reflects an increase of \$10.7 million from that of one year ago. This is due to the \$6.8 million higher beginning of year balance, increased by the \$3.9 million smaller excess of expenditures over revenues (deficit) for the current YTD vs. the prior YTD.
2. **Cash Deficits - Grant Funds:** The following cash deficits are due to a delay in the receipt of state or federal fund cash requests from the State: Fund 507 - \$34,627; Fund 516 - \$90,271; Fund 551 - \$913; Fund 572 - \$81,147; Fund 587 - \$1,052; and Fund 590 - \$8,285.

## **C. OTHER ITEMS**

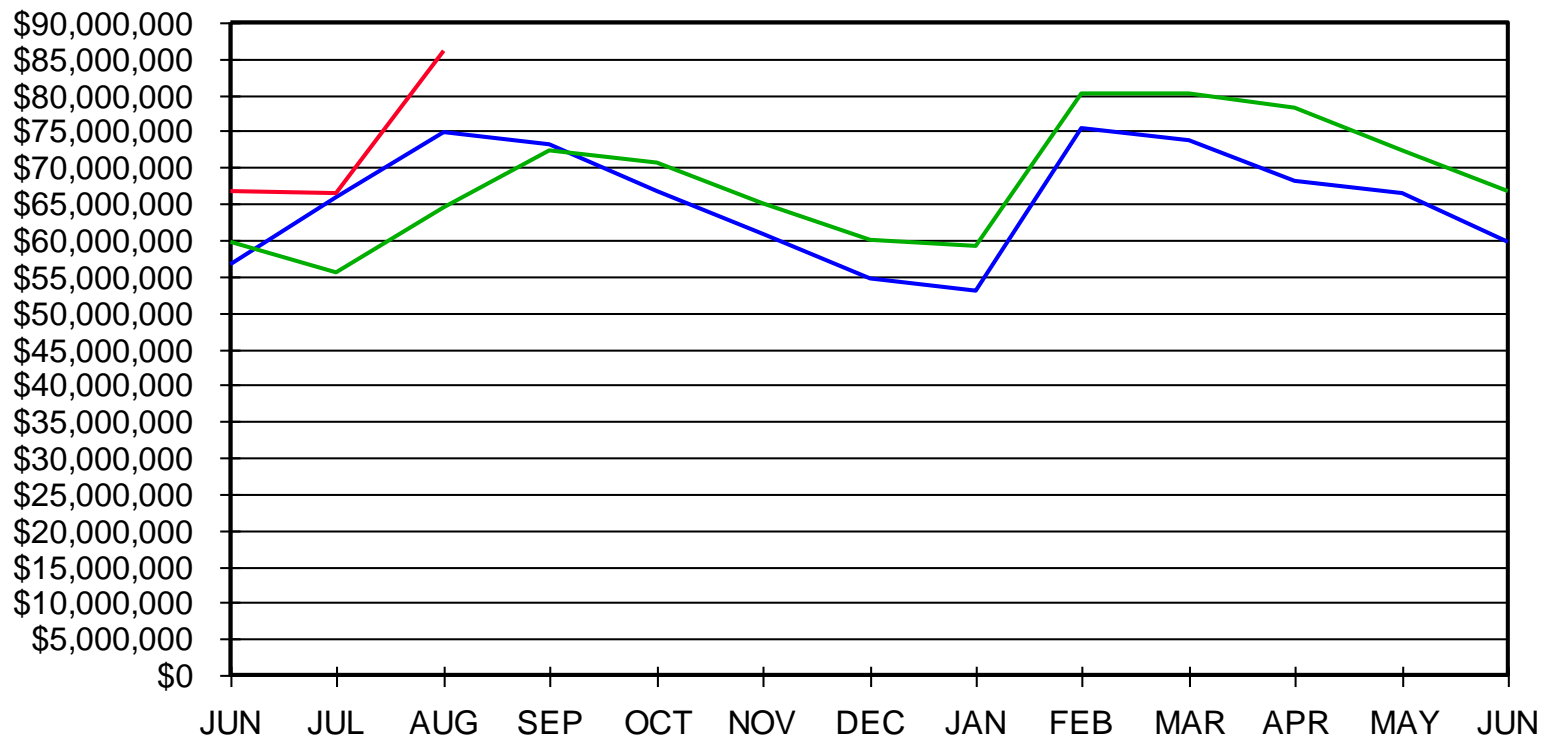
1. **Casino Revenue:**  
Included in August 2021 Other State Revenue was the District's share of the eighteenth casino tax distribution to school districts. \$142,237, which because of the COVID-19 casino closures in the prior year, was 2.12 times more than the previous August payment received, is included in line 10, Other State revenue on the financial summary in Section 4 of this monthly financial report. This is compared to the sixteenth payment received in August of 2020 that only amounted to \$67,215, which was much reduced due to the COVID-19 casino closures in 2020. Such payments are distributed to school districts twice per year in January and August. The amount of such payments is contingent upon the amount of the gross casino revenue (gross revenue net of payments to winners) during the previous six-month period. The total received in Fiscal 2021 was \$197,942 and in Fiscal 2020 \$261,269.
2. **Grant Fund Funding:**  
Included in Section 4 of the current Treasurer's Report is an historical summary of State and Federal grant funding allocations to the District from Fiscal 2014 through Fiscal 2021 as well as the estimate for the current year Fiscal 2022.
3. **Requesting Tax Advances:**  
Included on the October Board meeting agenda is the recurring annual resolution requesting tax advances from the County Treasurer for calendar 2022. Without the advance request, the District would receive all of its tax collections in the two semi-annual settlement payments normally paid in March/April and September/October. By requesting the advances, the District improves both cash flow and investment income.



## **2. CHARTS**

# SHAKER HEIGHTS CITY SCHOOL DISTRICT GENERAL FUND CASH BALANCE

— 2019-2020 — 2020-2021 — 2021-2022



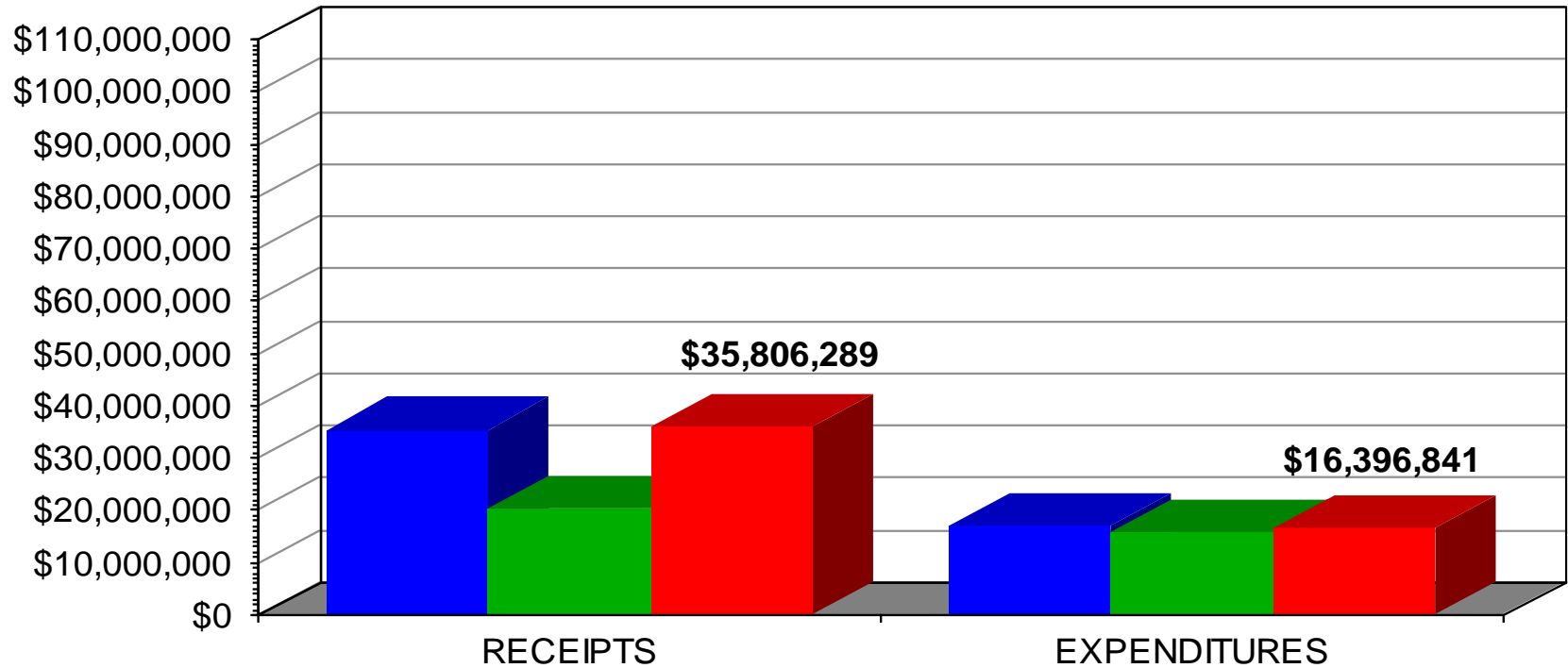
August 31, 2021

# SHAKER HEIGHTS CITY SCHOOL DISTRICT

## GENERAL FUND

(Fiscal Year to Date)

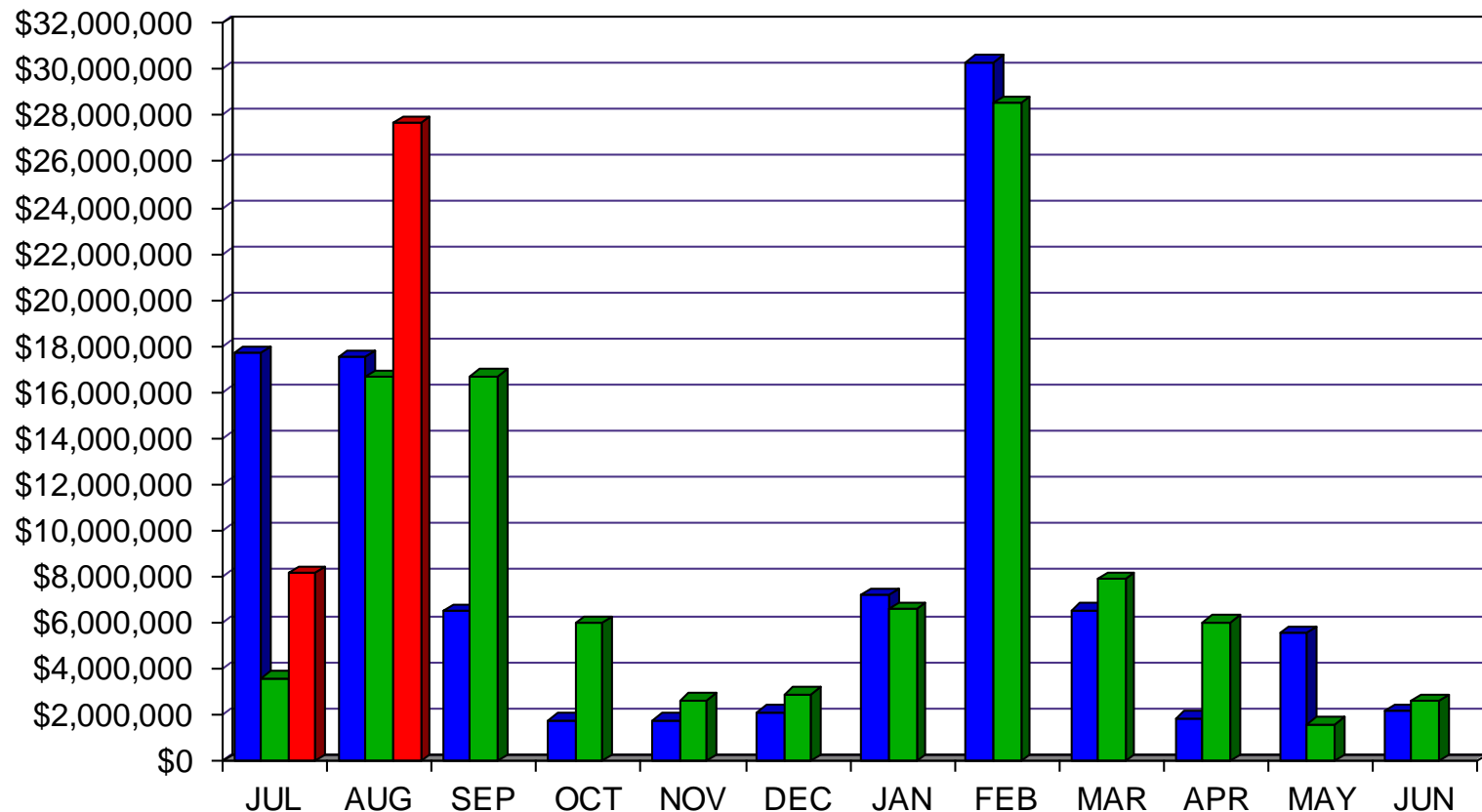
■ 2019-2020 ■ 2020-2021 ■ 2021-2022



August 31, 2021

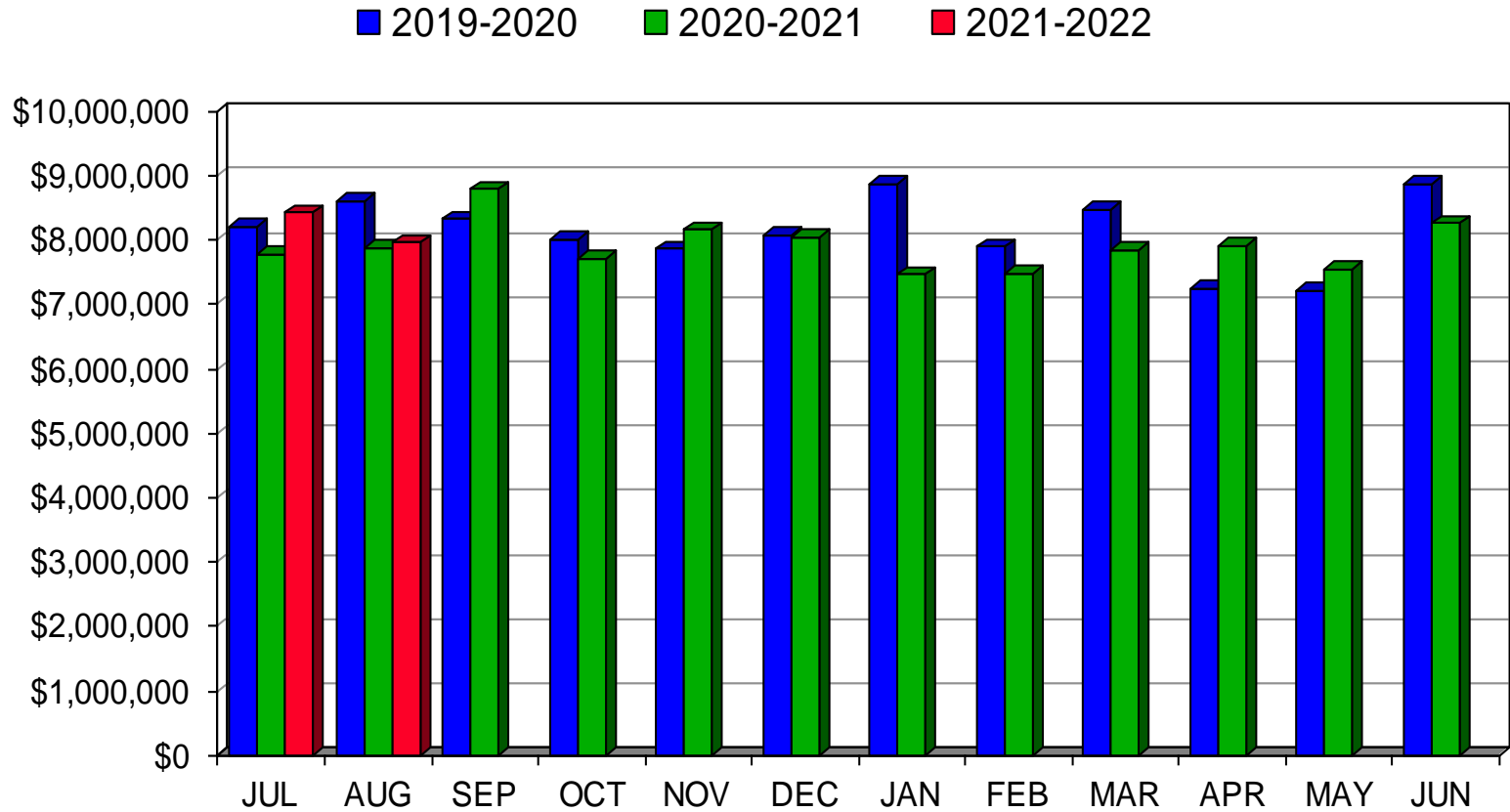
# SHAKER HEIGHTS CITY SCHOOL DISTRICT GENERAL FUND RECEIPTS

■ 2019-2020 ■ 2020-2021 ■ 2021-2022



**August 31, 2021**

# SHAKER HEIGHTS CITY SCHOOL DISTRICT GENERAL FUND EXPENDITURES



**August 31, 2021**

### **3. CONSOLIDATED INVESTMENT PORTFOLIO**



**RedTree Investment Account - Operations:**

U.S. Government Agency Notes	\$	30,405,444.00	0.51%	2.85 yrs
Commercial Paper	\$	29,475,941.86	0.2%	0.33 yrs
Certificates of Deposit	\$	12,884,785.00	1.72%	1.3 yrs
Variable Rate U.S. Agency Notes	\$	530,000.00	1.09%	4.43 yrs
U.S Treasury Notes	\$	4,937,457.62	0.38%	2.47 yrs
Municipal Bonds	\$	2,918,807.45	0.69%	2.66 yrs
Money Market Fund	\$	5,057,666.80	0.01%	1 day
<b>Total Portfolio</b>	<b>\$</b>	<b>86,210,102.73</b>	<b>0.56%</b>	<b>1.57 yrs</b>

**RedTree Investment Account - 2017 Debt Proceeds:**

Commercial Paper	\$	2,775,511.05	0.22%	0.26 yrs
Money Market Fund	\$	6,902.23	0.01%	1 day
<b>Total Portfolio</b>	<b>\$</b>	<b>2,782,413.28</b>	<b>0.22%</b>	<b>0.26 yrs</b>

**Cash**

Star Ohio - General	\$	11,034,617.38	0.07%	1 day
Huntington Operating	\$	5,937,166.10	0.05%	1 day
<b>Total Portfolio</b>	<b>\$</b>	<b>105,964,299.49</b>	<b>0.47%</b>	<b>1.29 yrs</b>



## Market Update

- It's a watch what you wish for type of market out there as summer comes to an end. Most of the same themes remain from July with inflation being a main topic along with supply chain issues disrupting sectors such as technology and automobiles.
- The Federal Reserve continues to focus on the employment situation as the economy recovers.
  - They have started to discuss a possible taper of their monthly bond purchases, currently at \$120 Billion per month. These purchases are helping keep rates low, stimulating the economy. In the past, the tapering of bond purchases has had mixed results. They will likely take extra precaution this round and try to avoid a repeat of 2013's taper tantrum, where rates rose much quicker than anyone expected.

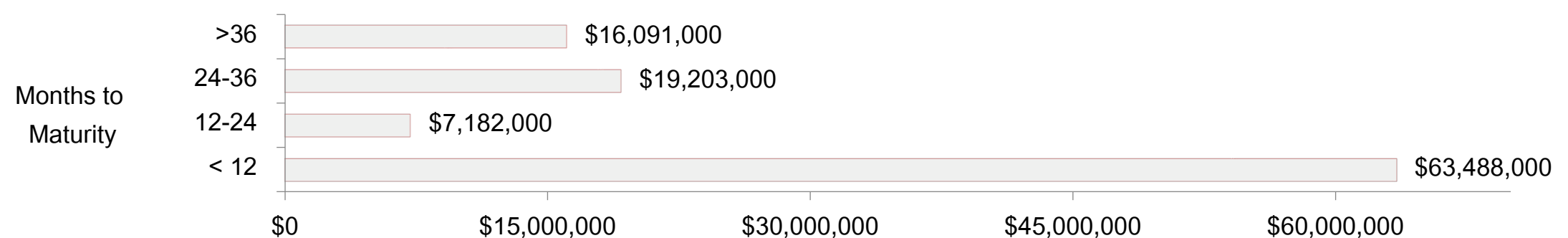
## Operating Portfolio: Summary of Monthly Activity

- August was a busy month for reinvesting and investing new monies.
  - We were able to find a few CD's recently that aren't currently owned in the past month, the CD market has been few and far between. The CD's not only add extra yield over other options but also provide full FDIC insurance.
- Our focus remains the same, prioritize liquidity over other options, while diversifying through longer maturities positions for extra yield. We expect rates to gradually rise over the next few years, having liquidity will be beneficial as rates increase.

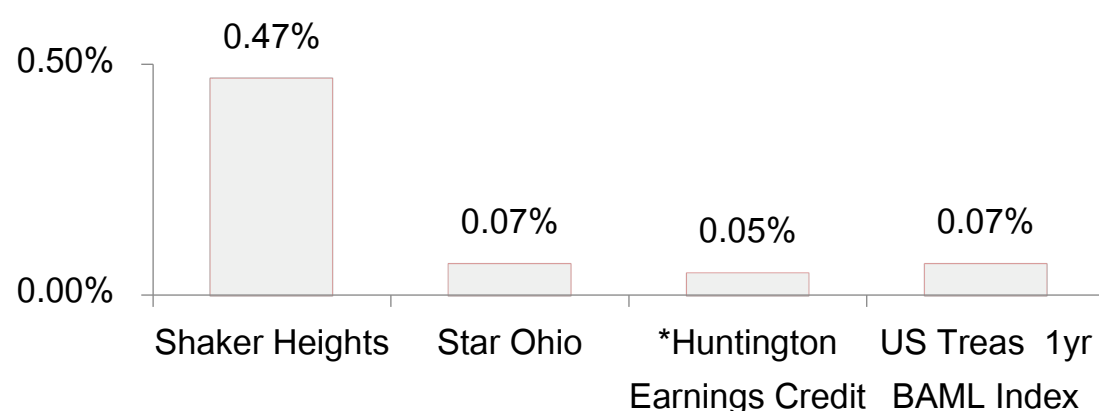
## 2017 Bond Proceeds: Summary of Monthly Activity

- This account is being kept in short term investments and will be ready for any future liquidity events.

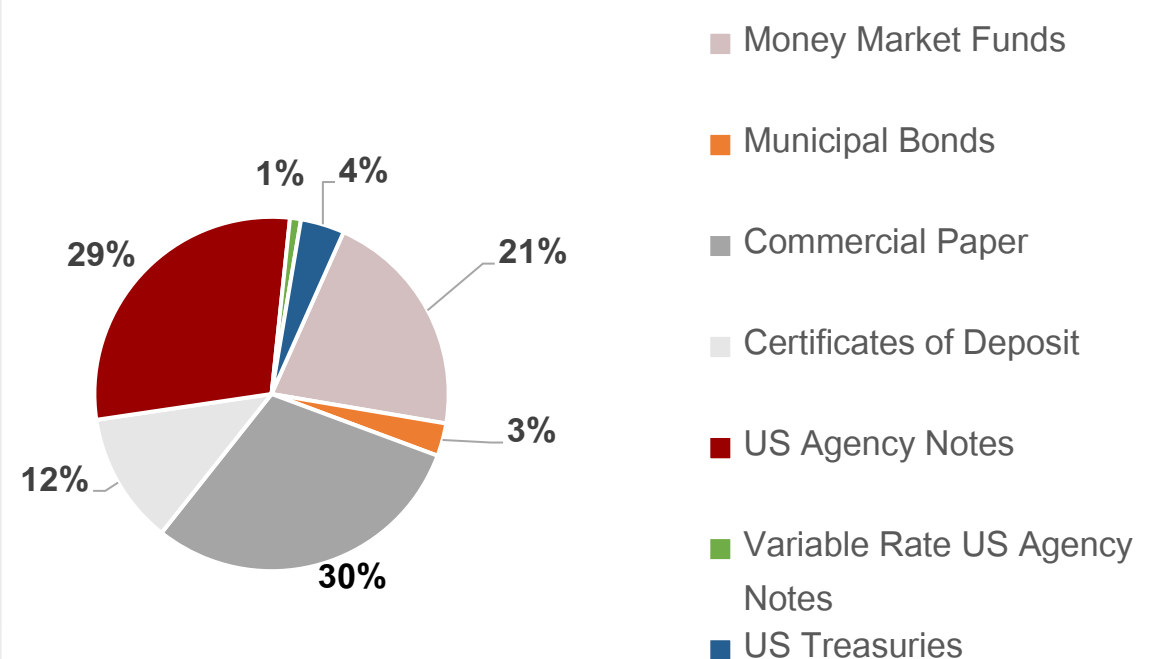
Maturity Distribution



Yield Comparison



Investment Allocation



*\*Earnings credit to offset bank charges; does not pay actual interest*





**Shaker  
Heights  
Schools**

## Monthly Transaction Summary

### Operating Portfolio

August 31, 2021



#### Redeemed Securities : Sales, Calls, and Maturities

Security	Maturity Date	CUSIP	Date	Original Cost Basis	Income Received
Toyota Motor Credit (Maturity)	8/3/2021	89233GV37	8/3/2021	\$500,000.00	\$975.00
JP Morgan (Maturity)	8/9/2021	46640PV91	8/5/2021	\$724,994.36	\$1,299.36
Royal Bank of Canada (RBC) (Maturity)	8/9/2021	78009AV92	8/9/2021	\$1,280,000.00	\$2,199.82
JP Morgan (Maturity)	8/13/2021	46640PVD2	8/13/2021	\$3,000,000.00	\$5,828.34
MUFG Bank (Maturity)	8/13/2021	62479LVD4	8/13/2021	\$1,190,000.00	\$1,941.68
Royal Bank of Canada (RBC) (Maturity)	8/13/2021	78009AVD3	8/13/2021	\$1,600,000.00	\$3,096.90
Federal Natl Mtg Assoc (Call)	8/24/2023	3136G4R54	8/24/2021	\$1,395,000.00	\$2,615.63
Cathay Bank, CA (Maturity)	8/30/2021	149159PL3	8/25/2021	\$247,000.00	\$1,927.28
<b>Total Redeemed Securities</b>				<b>\$9,936,994.36</b>	<b>\$19,884.01</b>

#### Purchased Securities

Security	Maturity Date	CUSIP	Date	Cost Basis	Projected Annual Income
BNP Paribas	5/2/2022	09659KE22	8/5/2021	\$998,650.00	\$1,350.00
Toyota Financial Savings Bank, NV	8/5/2024	89235MLF6	8/5/2021	\$248,626.50	\$1,369.50
US Treasury Note	3/15/2024	91282CBR1	8/9/2021	\$997,929.69	\$2,500.00
Royal Bank of Canada (RBC)	5/6/2022	78015DE63	8/16/2021	\$1,947,720.66	\$2,279.34
Collateralized CP (JP Morgan)	5/13/2022	19424JED4	8/18/2021	\$833,881.10	\$1,118.90
Federal Home Ln Bank	8/18/2023	3130ANDP2	8/18/2021	\$500,000.00	\$1,250.00
Federal Farm Credit Bank	11/30/2023	3133EMHL9	8/23/2021	\$800,000.00	\$2,480.00
Federal Home Ln Bank	8/23/2024	3130ANP38	8/23/2021	\$555,000.00	\$3,330.00
Collateralized CP (JP Morgan)	5/20/2022	19424JEL6	8/25/2021	\$838,874.40	\$1,125.60
Federal Farm Credit Bank	4/28/2025	3133EMXS6	8/26/2021	\$650,000.00	\$4,680.00
Federal Home Ln Bank	8/26/2026	3130ANQD5	8/26/2021	\$504,985.00	\$6,875.00
Federal Home Ln Bank	2/26/2025	3130ANP61	8/26/2021	\$1,500,000.00	\$10,200.00
Federal Home Ln Bank	8/26/2024	3130ANMM9	8/26/2021	\$1,600,000.00	\$8,640.00
Lloyds Bank	5/16/2022	53948BEG0	8/26/2021	\$489,373.55	\$626.45
Federal Home Ln Bank	8/24/2026	3130ANNP1	8/30/2021	\$500,000.00	\$5,500.00
Societe Generale	3/31/2022	83369CCX0	8/30/2021	\$1,498,446.87	\$1,553.13
Federal Farm Credit Bank	5/27/2025	3133ELC28	8/31/2021	\$775,000.00	\$5,657.50
<b>Total Security Purchases</b>				<b>\$15,238,487.77</b>	<b>\$60,535.42</b>

#### Interest Earnings Received

Asset Class	Total Income Received
Cash (Star Ohio/Huntington)	\$212.19
Money Market Funds	\$7.75
Certificates of Deposit	\$32,538.95
Commercial Paper	\$15,341.10
U.S. Treasury Notes	(\$998.64)
U.S. Agency Notes	\$8,832.62
<b>Total Interest Earnings for the period</b>	<b>\$55,933.97</b>

#### Realized Gains and Losses

Security	CUSIP	Realized Gain/Loss
Cathay Bank, CA (Maturity)	149159PL3	\$49.40
<b>Total Realized Gains and Losses for the period</b>		<b>\$49.40</b>



**Shaker  
Heights  
Schools**

## Monthly Transaction Summary

*2017 Bond Proceeds*

August 31, 2021



### Redeemed Securities : Sales, Calls, and Maturities

Security	Maturity Date	CUSIP	Date	Original Cost Basis	Income Received
N/A for August					
<b>Total Redeemed Securities</b>				<b>\$0.00</b>	<b>\$0.00</b>

### Purchased Securities

Security	Maturity Date	CUSIP	Date	Cost Basis	Projected Annual Income
Collateralized CP (JP Morgan)	5/13/2022	19424JED4	8/18/2021	\$229,691.80	\$308.20
<b>Total Security Purchases</b>				<b>\$229,691.80</b>	<b>\$308.20</b>

### Interest Earnings Received

Asset Class	Total Income Received
Money Market Funds	\$1.69
<b>Total Interest Earnings for the period</b>	<b>\$1.69</b>

### Realized Gains and Losses

Security	CUSIP	Realized Gain/Loss
N/A for August		

RedTree Investment Group  
Portfolio Holdings Report  
**Shaker Heights City Schools**  
**US Bank Custodian Acct Ending x71036**  
August 31, 2021

Quantity	CUSIP	Security	Coupon	Maturity Date	Call Date	Trade Date	Cost Basis	Market Value	Yield at Cost	Wtd Maturity
<b>U.S. GOVERNMENT AGENCY NOTES</b>										
2,000,000	3133ELE75	Federal Farm Credit Bank	0.25	06-02-22		06-03-20	1,999,560.00	2,002,433.32	0.26	0.75
2,000,000	3133ELN26	Federal Farm Credit Bank	0.26	06-22-22		06-18-20	1,998,920.00	2,002,876.66	0.29	0.81
1,000,000	3137EAES4	Federal Home Ln Mtg	0.25	06-26-23		06-25-20	997,080.00	1,000,654.43	0.35	1.82
500,000	3130ANDP2	Federal Home Ln Bank	0.25	08-18-23	11-18-21	08-18-21	500,000.00	499,974.51	0.25	1.96
1,250,000	3134GWTL0	Federal Home Ln Mtg	0.30	09-28-23	09-28-21	05-18-21	1,250,312.50	1,249,982.69	0.29	2.07
800,000	3133EMHL9	Federal Farm Credit Bank	0.31	11-30-23	11-30-21	08-23-21	800,000.00	800,211.06	0.31	2.24
1,000,000	3137EAF2	Federal Home Ln Mtg	0.25	12-04-23		04-13-21	998,770.00	999,683.93	0.30	2.25
1,000,000	3130AMT36	Federal Home Ln Bank	0.25	12-29-23	09-29-21	06-29-21	1,000,000.00	999,187.73	0.25	2.32
400,000	3130ALSG0	Federal Home Ln Bank	0.25	03-08-24		05-21-21	399,444.00	399,285.36	0.30	2.51
1,800,000	3130ALJ70	Federal Home Ln Bank	0.40	03-12-24	09-12-21	03-11-21	1,800,000.00	1,800,175.41	0.40	2.51
530,000	3130AN5N6	Federal Home Ln Bank	0.50	04-29-24	10-29-21	07-29-21	530,000.00	530,181.59	0.50	2.64
1,000,000	3133EMGF3	Federal Farm Credit Bank	0.35	05-16-24	09-08-21	11-19-20	998,250.00	998,769.31	0.40	2.69
555,000	3130ANP38	Federal Home Ln Bank	0.60	08-23-24	09-23-21	08-23-21	555,000.00	555,152.82	0.60	2.95
1,600,000	3130ANMM9	Federal Home Ln Bank	0.54	08-26-24	11-26-21	08-26-21	1,600,000.00	1,600,576.29	0.54	2.96
1,000,000	3130AMFP2	Federal Home Ln Bank	0.50	08-27-24	11-27-21	05-26-21	1,000,000.00	999,818.76	0.50	2.96
1,000,000	3130AMQY1	Federal Home Ln Bank	0.50	09-23-24	09-23-21	06-23-21	1,000,000.00	999,431.96	0.50	3.03
1,500,000	3130ALH7	Federal Home Ln Bank	0.51	09-30-24	09-30-21	03-26-21	1,500,000.00	1,499,248.84	0.51	3.05
1,000,000	3135G06E8	Federal Natl Mtg Assoc	0.42	11-18-24	11-18-22	11-18-20	998,250.00	998,688.08	0.46	3.19
1,000,000	3130AN5H9	Federal Home Ln Bank	0.70	01-22-25	10-22-21	07-22-21	1,000,000.00	1,000,393.77	0.70	3.35
1,500,000	3130ANP61	Federal Home Ln Bank	0.68	02-26-25	11-26-21	08-26-21	1,500,000.00	1,500,467.34	0.68	3.44
650,000	3133EMXS6	Federal Farm Credit Bank	0.72	04-28-25	09-08-21	08-26-21	650,000.00	650,046.62	0.72	3.60
850,000	3130ANAY6	Federal Home Ln Bank	0.70	04-29-25	10-29-21	07-29-21	849,872.50	849,815.01	0.70	3.61
775,000	3133ELC28	Federal Farm Credit Bank	0.73	05-27-25	09-08-21	08-31-21	775,000.00	773,563.81	0.73	3.68
1,400,000	3134GWZV1	Federal Home Ln Mtg	0.65	10-22-25	10-22-21	10-23-20	1,400,000.00	1,395,564.34	0.65	4.07
1,400,000	3130ALCV4	Federal Home Ln Bank	0.75	02-24-26	11-24-21	02-23-21	1,400,000.00	1,400,369.77	0.75	4.40
1,400,000	3130AKZ25	Federal Home Ln Bank	0.65	02-26-26	11-26-21	02-24-21	1,400,000.00	1,393,740.31	0.65	4.41
500,000	3130AMSS2	Federal Home Ln Bank	1.05	06-30-26	09-30-21	06-30-21	500,000.00	499,918.15	1.05	4.69
500,000	3130ANNP1	Federal Home Ln Bank	1.10	08-24-26	09-24-21	08-30-21	500,000.00	500,330.99	1.10	4.84
500,000	3130ANQD5	Federal Home Ln Bank	1.37	08-26-26	08-26-22	08-26-21	504,985.00	505,211.85	1.17	4.81
	Accrued Interest							27,014.00		
							30,405,444.00	30,432,768.72	0.51	2.85
<b>VARIABLE RATE U.S. AGENCY NOTES</b>										
530,000	3130ALKB9	Federal Home Ln Bank	0.75	03-17-26	09-17-21	03-17-21	530,000.00	529,761.95	1.09	4.43
	Accrued Interest							1,810.83		
							530,000.00	531,572.78	1.09	4.43
<b>MUNICIPAL BONDS</b>										
170,000	668571FC1	Northwood LSD, OH GO		07-15-23		09-01-20	165,061.50	167,849.50	1.05	1.85
300,000	531677PC0	Licking Heights LSD, OH GO	0.71	12-01-23		08-01-20	300,000.00	300,498.00	0.71	2.23
525,000	560058X61	Mahoning County, OH GO	2.00	12-01-23		09-14-20	545,795.25	543,921.00	0.75	2.20
150,000	117529FE2	Bryan CSD, OH GO	2.00	01-01-24		10-05-20	157,071.00	156,085.50	0.53	2.29
475,000	199492R50	City of Columbus, OH GO	0.37	04-01-24		02-17-21	475,000.00	474,738.75	0.37	2.57
200,000	668571FD9	Northwood LSD, OH GO		07-15-24		09-01-20	190,886.00	194,872.00	1.24	2.80
210,000	530336DU7	Liberty Center LSD, OH GO		11-01-24		08-01-20	200,134.20	203,939.40	1.17	3.08
700,000	677581JB7	State of Ohio, OH REV	0.52	12-15-24		06-08-21	700,000.00	697,907.00	0.52	3.25
175,000	117529FF9	Bryan CSD, OH GO	2.00	01-01-25		10-05-20	184,859.50	184,376.50	0.65	3.23
	Accrued Interest							6,037.39		
							2,918,807.45	2,930,225.04	0.69	2.66
<b>U.S. TREASURY NOTES</b>										
565,000	91282CBU4	US Treasury Note	0.12	03-31-23		07-13-21	564,095.12	564,757.05	0.22	1.58
1,000,000	91282CBR1	US Treasury Note	0.25	03-15-24		08-09-21	997,929.69	998,359.00	0.33	2.53
3,380,000	91282CBV2	US Treasury Note	0.37	04-15-24		06-30-21	3,375,432.81	3,383,302.26	0.42	2.60
	Accrued Interest							6,265.79		
							4,937,457.62	4,952,684.10	0.38	2.47

**Disclosures:**

RedTree's internal accounting system is used as the source of the market value of this account. Although obtained from a source believed to be reliable, we cannot guarantee its accuracy. You should review all account statements provided by the custodian and compare with the statements provided by RedTree.

Questions? Call 888.596.2293 or email [info@redtreeinv.com](mailto:info@redtreeinv.com)

RedTree Investment Group  
Portfolio Holdings Report  
*Shaker Heights City Schools*  
**US Bank Custodian Acct Ending x71036**  
August 31, 2021

Quantity	CUSIP	Security	Coupon	Maturity Date	Call Date	Trade Date	Cost Basis	Market Value	Yield at Cost	Wtd Maturity
<b>CERTIFICATES OF DEPOSIT</b>										
247,000	227563AU7	Cross River Bank, NJ	1.85	09-20-21		09-16-19	246,876.50	247,245.52	1.88	0.05
249,000	58404DFM8	Medallion Bank, UT	1.70	10-12-21		10-22-19	248,813.25	249,476.34	1.74	0.12
249,000	05368TBM2	AvidBank, CA	0.70	11-08-21		05-07-20	248,975.10	249,304.03	0.71	0.19
247,000	75472RAG6	Raymond James Bank, FL	1.70	11-08-21		11-07-19	246,938.25	247,774.84	1.71	0.19
249,000	949763CQ7	Wells Fargo Bank, SD	1.80	11-16-21		11-14-16	248,800.80	249,911.59	1.82	0.21
248,000	45776NDP8	Insbank, TN	0.90	12-27-21		03-23-20	248,000.00	248,677.78	0.90	0.32
249,000	740367JX6	Preferred Bank, CA	1.70	12-31-21		12-16-19	249,000.00	250,356.55	1.71	0.33
246,000	02007GHF3	Ally Bank, UT	2.90	01-31-22		01-28-19	245,569.50	248,967.25	2.96	0.42
246,000	17312Q2P3	Citibank NA, SD	2.90	02-07-22		02-01-19	245,754.00	249,104.27	2.94	0.44
249,000	62844AAS6	MutualBank, IN	1.60	02-22-22		02-19-20	248,950.20	250,834.38	1.62	0.48
246,000	87270LBT9	TIAA FSB, FL	2.85	02-22-22		02-11-19	245,754.00	249,338.22	2.89	0.48
246,000	61690UFC9	Morgan Stanley Bank, UT	2.80	03-14-22		03-08-19	245,680.20	249,635.39	2.85	0.53
248,000	15201QCD7	Centerstate Bank, FL	1.00	03-21-22		03-19-20	248,000.00	249,305.72	1.00	0.55
246,000	7954502A2	Sallie Mae Bank, UT	2.75	03-21-22		03-12-19	245,569.50	249,698.12	2.81	0.55
248,000	12556LBU9	CIT Bank NA, CA	1.05	03-28-22		03-23-20	247,950.40	249,422.78	1.06	0.57
248,000	795234AR4	Salisbury Bank & Trust, CT	1.00	03-28-22		03-23-20	248,000.00	249,351.35	1.00	0.57
249,000	55275FMM7	mBank, MI	1.10	03-28-22		03-23-20	248,950.20	250,500.72	1.11	0.57
248,000	084601WX7	Berkshire Bank, MA	1.20	03-31-22		03-23-20	247,814.00	249,661.35	1.24	0.58
249,000	57116ASM1	Marlin Business Bank, UT	2.50	05-09-22		05-06-19	248,638.95	253,207.85	2.56	0.68
249,000	649447TY5	NY Community Bank, NY	0.35	07-05-22		06-30-20	248,925.30	249,544.06	0.36	0.85
249,000	06251A2B5	Bank Hapoalim, NY	0.25	07-22-22		07-20-20	249,000.00	249,312.49	0.25	0.89
249,000	29278TLC2	Enerbank USA, UT	1.70	09-13-22		09-13-19	247,879.50	252,977.03	1.86	1.03
247,000	05580ASH8	BMW Bank of North America, UT	1.85	09-20-22		09-16-19	246,382.50	251,398.08	1.94	1.04
248,000	511640AU8	Lakeland Bank, NJ	1.00	09-27-22		03-23-20	248,000.00	250,223.82	1.00	1.07
249,000	654062JK5	Nicolet National Bank, WI	0.90	09-27-22		03-23-20	249,000.00	250,966.10	0.90	1.07
249,000	27002YES1	EagleBank, MD	1.85	10-04-22		09-26-19	248,626.50	253,577.37	1.91	1.08
249,000	538036FR0	Live Oak Banking Co, NC	1.85	10-11-22		09-26-19	248,564.25	253,648.08	1.92	1.10
249,000	949495AA3	Wells Fargo Natl Bank West, NV	1.80	12-13-22		12-06-19	248,502.00	254,094.29	1.88	1.27
247,000	549104GU5	Luana Savings Bank, IA	2.25	12-21-22		06-11-19	246,814.75	253,588.97	2.27	1.29
246,000	88413QCH9	Third Federal Savings & Loan, OH	2.80	02-28-23		03-01-19	245,532.60	255,441.73	2.85	1.47
246,000	359899AE1	Fulton Bank, PA	2.85	03-07-23		02-22-19	245,569.50	255,682.31	2.90	1.48
249,000	20033AS23	Comenity Capital Bank, UT	2.85	03-15-23		03-04-19	248,564.25	258,931.61	2.91	1.51
248,000	063248KR8	Bank Leumi USA, NY	1.45	03-31-23		03-23-20	247,628.00	252,635.62	1.50	1.56
249,000	56065GAN8	MainStreet Bank, VA	0.25	03-31-23		03-25-21	248,962.65	248,936.50	0.26	1.58
246,000	61760AYA1	Morgan Stanley Private Bank, NY	2.75	04-04-23		03-26-19	245,508.00	255,706.18	2.80	1.55
249,000	03753XBM1	Apex Bank, TN	0.80	05-08-23		05-08-20	248,751.00	251,151.86	0.84	1.67
249,000	27004PBQ5	Eaglemark Savings Bank, NV	0.20	05-19-23		05-18-21	248,875.50	248,602.35	0.23	1.71
249,000	06426KBC1	Bank of New England, NH	2.55	05-23-23		05-06-19	248,526.90	258,690.08	2.61	1.69
249,000	32112UDW8	First Natl Bank of McGregor, TX	0.55	05-26-23		05-26-20	248,626.50	250,093.11	0.60	1.73
249,000	33847E4N4	Flagstar Bank FSB, MI	0.20	06-16-23		06-16-21	248,925.30	248,516.69	0.22	1.79
247,000	06654BCF6	Bankwell Bank, CT	0.50	07-03-23		06-30-20	246,938.25	247,828.68	0.51	1.83
249,000	29367SJS4	Enterprise Bank & Trust, MO	1.80	11-08-23		10-23-19	249,000.00	256,558.89	1.81	2.14
249,000	15118RTE7	Celtic Bank, UT	1.80	12-27-23		12-13-19	248,937.75	256,790.96	1.81	2.27
249,000	59013KES1	Merrick Bank, UT	1.85	12-29-23		01-02-20	248,564.25	257,088.52	1.90	2.28
246,000	38148P5B9	Goldman Sachs Bank USA, NY	3.10	02-13-24		02-14-19	245,926.20	261,709.56	3.11	2.38
246,000	856285PG0	State Bank of India, NY	3.15	02-28-24		03-01-19	245,508.00	262,237.97	3.20	2.42
249,000	05465DAJ7	Axos Bank, CA	1.60	03-26-24		03-18-20	249,000.00	255,866.42	1.61	2.51
249,000	90348JJQ4	UBS Bank USA, UT	2.90	04-03-24		03-18-19	248,352.60	264,205.68	2.97	2.49
246,000	14042TAP2	Capital One Bank USA, Glen Allen, VA	2.65	05-22-24		05-21-19	244,856.10	259,861.85	2.75	2.63
249,000	89235MLF6	Toyota Financial Savings Bank, NV	0.55	08-05-24		08-05-21	248,626.50	248,430.29	0.60	2.90
249,000	07815ABE6	Bell Bank, ND	1.10	03-26-25		03-23-20	249,000.00	252,202.89	1.10	3.49

**Disclosures:**

RedTree's internal accounting system is used as the source of the market value of this account. Although obtained from a source believed to be reliable, we cannot guarantee its accuracy. You should review all account statements provided by the custodian and compare with the statements provided by RedTree.



RedTree Investment Group  
Portfolio Holdings Report  
**Shaker Heights City Schools**  
**US Bank Custodian Acct Ending x71036**  
August 31, 2021



Quantity	CUSIP	Security	Coupon	Maturity Date	Call Date	Trade Date	Cost Basis	Market Value	Yield at Cost	Wtd Maturity
249,000	694231AC5	Pacific Enterprise Bank, CA	1.15	03-31-25		03-23-20	248,875.50	252,634.65	1.16	3.50
	Accrued Interest							36,245.88		
							12,884,785.00	13,157,154.66	1.72	1.30
<b>COMMERCIAL PAPER</b>										
160,000	62479LWQ4	MUFG Bank		09-24-21		04-08-21	159,714.13	159,990.40	0.38	0.07
2,000,000	50244LXD1	LVMH Moet		10-13-21		01-19-21	1,996,291.67	1,999,820.00	0.25	0.12
4,600,000	60689FYC6	Mizuho Securities		11-12-21		02-18-21	4,592,323.75	4,599,080.00	0.23	0.20
4,600,000	53948AYF2	Lloyds Bank		11-15-21		02-22-21	4,593,202.21	4,599,034.00	0.20	0.21
845,000	85324TYN0	Standard Chartered Bank		11-22-21		02-25-21	843,737.19	844,805.65	0.20	0.23
2,000,000	17327AZ18	Citigroup		12-01-21		03-12-21	1,997,100.00	1,999,440.00	0.20	0.26
2,000,000	50244LZ31	LVMH Moet		12-03-21		03-08-21	1,997,000.00	1,999,440.00	0.20	0.26
1,500,000	63873JZ37	Natixis NY		12-03-21		03-09-21	1,497,646.25	1,499,580.00	0.21	0.26
800,000	89233GZ33	Toyota Motor Credit		12-03-21		03-08-21	798,800.00	799,776.00	0.20	0.26
1,200,000	89233GZ74	Toyota Motor Credit		12-07-21		03-12-21	1,198,200.00	1,199,640.00	0.20	0.27
600,000	63873JZA1	Natixis NY		12-10-21		03-17-21	599,017.33	599,814.00	0.22	0.28
900,000	46640PZH9	JP Morgan		12-17-21		03-23-21	898,587.75	899,703.00	0.21	0.30
1,000,000	89233HA79	Toyota Motor Credit		01-07-22		04-12-21	998,425.00	999,540.00	0.21	0.36
700,000	63307MBB4	National Bank of Canada		02-11-22		05-17-21	698,950.00	699,559.00	0.20	0.46
1,500,000	83369CCX0	Societe Generale		03-31-22		08-30-21	1,498,446.87	1,498,590.00	0.18	0.59
1,000,000	09659KE22	BNP Paribas		05-02-22		08-05-21	998,650.00	998,920.00	0.18	0.68
1,950,000	78015DE63	Royal Bank of Canada (RBC)		05-06-22		08-16-21	1,947,720.66	1,947,855.00	0.16	0.69
835,000	19424JED4	Collateralized CP (JP Morgan)		05-13-22		08-18-21	833,881.10	834,056.45	0.18	0.71
490,000	53948BEG0	Lloyds Bank		05-16-22		08-26-21	489,373.55	489,441.40	0.18	0.72
840,000	19424JEL6	Collateralized CP (JP Morgan)		05-20-22		08-25-21	838,874.40	839,025.60	0.18	0.73
							29,475,941.86	29,507,110.50	0.20	0.33
<b>MONEY MARKET FUND</b>										
	USBMMF	First American Treasury Obligations Fund	0.01				5,057,666.80	5,057,666.80	0.01	
<b>TOTAL PORTFOLIO</b>							<b>86,210,102.73</b>	<b>86,569,182.59</b>	<b>0.56</b>	<b>1.57</b>

**Disclosures:**

RedTree's internal accounting system is used as the source of the market value of this account. Although obtained from a source believed to be reliable, we cannot guarantee its accuracy. You should review all account statements provided by the custodian and compare with the statements provided by RedTree.

Questions? Call 888.596.2293 or email [info@redtreeinv.com](mailto:info@redtreeinv.com)





RedTree Investment Group  
Portfolio Holdings Report



*Shaker Heights City Schools - 2017 Debt Proceeds*  
*US Bank Custodian Acct Ending x90525*  
*August 31, 2021*

Quantity	CUSIP	Security	Coupon	Maturity Date	Call Date	Trade Date	Cost Basis	Market Value	Yield at Cost	Wtd Maturity
<b>COMMERCIAL PAPER</b>										
100,000	62479LWA9	MUFG Bank		09-10-21		12-17-20	99,822.00	99,998.00	0.24	0.03
1,200,000	62479LWQ4	MUFG Bank		09-24-21		12-30-20	1,197,856.00	1,199,928.00	0.24	0.07
400,000	89233GZ33	Toyota Motor Credit		12-03-21		03-08-21	399,400.00	399,888.00	0.20	0.26
300,000	89233HAA2	Toyota Motor Credit		01-10-22		04-15-21	299,527.50	299,859.00	0.21	0.37
300,000	63307MBB4	National Bank of Canada		02-11-22		05-17-21	299,550.00	299,811.00	0.20	0.46
250,000	45685RBH9	ING US CP		02-17-22		05-21-21	249,663.75	249,835.00	0.18	0.47
230,000	19424JED4	Collateralized CP (JP Morgan)		05-13-22		08-18-21	229,691.80	229,740.10	0.18	0.71
							2,775,511.05	2,779,059.10	0.22	0.26
<b>MONEY MARKET FUND</b>										
	USBMMF	First American Treasury Obligations Fund	0.01				6,902.23	6,902.23	0.01	
<b>TOTAL PORTFOLIO</b>							<b>2,782,413.28</b>	<b>2,785,961.33</b>	<b>0.22</b>	<b>0.26</b>

**Disclosures:**

RedTree's internal accounting system is used as the source of the market value of this account. Although obtained from a source believed to be reliable, we cannot guarantee its accuracy. You should review all account statements provided by the custodian and compare with the statements provided by RedTree.

Questions? Call 888.596.2293 or email [info@redtreeinv.com](mailto:info@redtreeinv.com)

## **4. FINANCIAL SUMMARY FOR GENERAL FUND**

**Shaker Heights City School District**  
**Financial Statement-General Fund**  
**Fiscal Year Ending**  
**June 30, 2022**

	A	B	D	E	F	G	H	I	J	K	L	M	N
1				Month of August					Year-To-Date August				
2				Actual F22	Actual F21	\$ Inc(Dec)	%Inc(Dec)		Actual F22	Actual F21	\$ Inc(Dec)	%Inc(Dec)	
3		<b>REVENUE:</b>											
4		Real Estate Taxes		24,536,641	15,227,000	\$9,309,641	61.1%		\$31,321,641	\$17,494,000	\$13,827,641	79.0%	
5		Pers.Prop./Public Utility Taxes		1,555,896	0	1,555,896	#DIV/0!		1,555,896	0	1,555,896	#DIV/0!	
6		Investment Earnings		55,966	110,045	(54,079)	-49.1%		73,276	154,339	(81,063)	-52.5%	
7		Other Local		85,887	(95,110)	180,997	-190.3%		141,808	(187,990)	329,798	-175.4%	
8		State Foundation		1,283,524	1,352,905	(69,381)	-5.1%		2,567,048	2,704,965	(137,917)	-5.1%	
9		Homestead Exemption & RollBack		0	0	0	#DIV/0!		0	0	0	#DIV/0!	
10		Other State		142,237	67,215	75,022	111.6%		142,237	67,215	75,022	111.6%	
11		Federal-primarily Medicaid reimb.		0	0	0	#DIV/0!		4,383	10,907	(6,524)	-59.8%	
12		Transfers & Advances In		0	0	0	#DIV/0!		0	0	0	#DIV/0!	
13		<b>TOTAL REVENUE</b>		<b>27,660,151</b>	<b>16,662,055</b>	<b>10,998,096</b>	<b>66.0%</b>		<b>35,806,289</b>	<b>20,243,436</b>	<b>15,562,853</b>	<b>76.9%</b>	
14				0	0	0			0	0	0		
15		<b>EXPENDITURES:</b>											
16		Salaries & Wages		4,911,560	4,691,701	219,859	4.7%		9,840,009	9,366,501	473,508	5.1%	
17		Fringe Benefits:											
18		Health Insurance		792,300	777,441	14,859	1.9%		1,580,282	1,536,046	44,236	2.9%	
19		Retirement Expense		769,416	750,200	19,216	2.6%		1,542,231	1,484,095	58,136	3.9%	
20		All Other Fringes		81,529	88,113	(6,584)	-7.5%		164,267	174,319	(10,052)	-5.8%	
21		Total Fringe Benefits		1,643,245	1,615,754	27,491	1.7%		3,286,780	3,194,460	92,320	2.9%	
22		Purchased Services:		0	0				0	0			
23		Utilities		82,864	78,505	4,359	5.6%		105,087	137,998	(32,911)	-23.8%	
24		Out-of-District Tuition		136,864	586,483	(449,619)	-76.7%		566,742	752,918	(186,176)	-24.7%	
25		Pupil Transportation		22,750	6,116	16,634	272.0%		48,759	10,964	37,795	344.7%	
26		Repairs & Maintenance		154,352	47,177	107,175	227.2%		237,036	125,730	111,306	88.5%	
27		All Other Purchased Services		215,406	344,826	(129,420)	-37.5%		676,116	641,394	34,722	5.4%	
28		Total Purchased Services		612,236	1,063,107	(450,871)	-42.4%		1,633,740	1,669,004	(35,264)	-2.1%	
29		Textbooks, Materials & Supplies		215,424	228,269	(12,845)	-5.6%		792,888	660,279	132,609	20.1%	
30		Capital Outlay		55,778	192,351	(136,573)	-71.0%		135,549	668,379	(532,830)	-79.7%	
31		Other-primarily Cty.Aud.&Treas.Fees		528,350	99,750	428,600	429.7%		707,875	108,757	599,118	550.9%	
32		Transfers & Advances Out		0	0	0	#DIV/0!		0	0	0	#DIV/0!	
33		<b>TOTAL EXPENDITURES</b>		<b>7,966,593</b>	<b>7,890,932</b>	<b>75,661</b>	<b>1.0%</b>		<b>16,396,841</b>	<b>15,667,380</b>	<b>729,461</b>	<b>4.7%</b>	
34				0	0	0			0	0	0		
35		<b>Net Revenues/(Expenditures)</b>		<b>19,693,558</b>	<b>8,771,123</b>	<b>10,922,435</b>	<b>124.5%</b>		<b>19,409,448</b>	<b>4,576,056</b>	<b>14,833,392</b>	<b>324.2%</b>	
36													
37		<b>Cash, Beginning of Period</b>		<b>66,376,321</b>	<b>55,622,207</b>	<b>10,754,114</b>	<b>19.3%</b>		<b>66,660,431</b>	<b>59,817,274</b>	<b>6,843,157</b>	<b>11.4%</b>	
38													
39		<b>Cash, End of Month</b>		<b>86,069,879</b>	<b>64,393,330</b>	<b>21,676,549</b>	<b>33.7%</b>		<b>86,069,879</b>	<b>64,393,330</b>	<b>21,676,549</b>	<b>33.7%</b>	
40				0	0	0			0	0	0		
41		<b>Less O/S Encumbrances</b>		<b>14,122,749</b>	<b>15,989,215</b>	<b>(1,866,466)</b>	<b>-11.7%</b>		<b>14,122,749</b>	<b>15,989,215</b>	<b>(1,866,466)</b>	<b>-11.7%</b>	
42		<b>Less Budget Reserve</b>		<b>353,070</b>	<b>353,070</b>	<b>0</b>	<b>0.0%</b>		<b>353,070</b>	<b>353,070</b>	<b>0</b>	<b>0.0%</b>	
43											0		
44		<b>Fund Balance, End of Month</b>		<b>\$71,594,060</b>	<b>\$48,051,045</b>	<b>\$23,543,015</b>	<b>49.0%</b>		<b>\$71,594,060</b>	<b>\$48,051,045</b>	<b>\$23,543,015</b>	<b>49.0%</b>	
45				0	0	0			0	0	0	0.0%	
46		<b>Total General Obligation Debt Outstanding</b>							<b>33,840,000</b>	<b>36,510,000</b>	0		
47													



Shaker Heights CSD  
State and Federal Grant Funding  
Historical Summary  
F2014 thru F2022

St & Fed Grants F12 thru F22 RevBCC09-12-21/Sheet1  
10/7/2021

GRANT FUND			\$ Amounts-Final Appropriation Amounts									\$ Amounts-Est.	
#	GRANT NAME	Notes	FY14	FY15	FY16	FY17	FY18	FY19	FY20	FY21	FY22	F22 Prelim Allocation	
401	Auxiliary Services	1	\$ 1,438,681.39	\$ 1,545,022.62	\$ 1,623,620.47	\$ 1,756,302.94	\$ 550,073.95	\$ 535,578.41	\$ 170,549.52	\$ 182,764.95	\$ 200,000.00	\$180,000.00	
451	Data Communication		\$ 14,400.00	\$ 14,400.00	\$ 14,400.00	\$ 14,400.00	\$ 14,400.00	\$ 14,400.00	\$ 14,400.00	\$ 14,400.00	\$ 15,000.00	14,400.00	
463	Alternative Education	2	\$ 44,901.00	\$ 39,011.00	\$ 39,734.00	\$ 40,255.00	\$ -	\$ -	\$ -	\$ -	\$ -	0.00	
467	Student Wellness & Success	3							\$ 235,230.51	\$ 333,456.38	\$ -	0.00	
499	Miscellaneous State		\$ 25,000.00	\$ 25,000.00	\$ 25,000.00	\$ 25,000.00	\$ 25,000.00	\$ 52,764.10	\$ 122,395.41	\$ 100,068.23	\$ 105,000.00	105,000.00	
507	School Relief-CARES Act	4								\$ 3,602,571.36	\$ 6,550,000.00	6,495,004.61	
510	Coronavirus Relief	4								\$ 287,377.59	\$ -	0.00	
516	Title VI-B, Special Education	5	\$ 1,224,554.04	\$ 1,181,409.79	\$ 1,199,096.75	\$ 1,244,970.27	\$ 1,233,866.25	\$ 1,285,631.01	\$ 1,390,669.26	\$ 1,306,949.98	\$ 1,648,000.00	1,635,717.47	
504	Education Jobs Fund (Stimulus-F2012 only)		\$ -	\$ -	\$ -	\$ -	\$ -	\$ -	\$ -	\$ -	\$ -	0.00	
506	Race To The Top		\$ 119,444.17	\$ 2,054.22	\$ -	\$ -	\$ -	\$ -	\$ -	\$ -	\$ -	0.00	
533	Title II-D (formerly part of Fd 599)		\$ -	\$ -	\$ -	\$ -	\$ -	\$ -	\$ -	\$ -	\$ -	0.00	
536	Title I, Sub A School Improvement		\$ 55,000.00	\$ 53,000.00	\$ -	\$ -	\$ -	\$ -	\$ -	\$ -	\$ -	0.00	
551	Title III, Limited English Proficiency&Immigrant		\$ 30,304.56	\$ 33,000.00	\$ 29,026.60	\$ 26,781.97	\$ 39,682.82	\$ 21,024.04	\$ 13,631.78	\$ 13,066.08	\$ 20,000.00	12,088.41	
572	Title I		\$ 959,801.92	\$ 875,413.49	\$ 850,428.89	\$ 841,264.64	\$ 700,904.14	\$ 702,817.14	\$ 766,388.68	\$ 880,512.57	\$ 895,000.00	862,979.34	
572	Title I-Stimulus		\$ -	\$ -	\$ -	\$ -	\$ -	\$ -	\$ -	\$ -	\$ -	0.00	
584	Title IV-A, Student Support & Academic Enrichment	6	\$ -	\$ -	\$ -	\$ -	\$ -	\$ -	\$ -	\$ -	\$ 75,000.00	64,464.76	
587	Preschool/Individuals with Disabilities	5	\$ 17,692.10	\$ 17,676.87	\$ 17,713.65	\$ 18,852.99	\$ 17,989.51	\$ 17,707.55	\$ 24,096.64	\$ 18,918.63	\$ 48,000.00	41,540.60	
590	Title II-A, Improving Teacher Quality		\$ 123,303.98	\$ 124,940.70	\$ 117,316.33	\$ 114,875.46	\$ 157,508.70	\$ 142,672.26	\$ 163,708.68	\$ 171,698.80	\$ 180,000.00	173,932.85	
599	Misc. Federal & Title IV-A	6	\$ -	\$ -	\$ -	\$ -	\$ 18,874.56	\$ 64,894.56	\$ 54,601.15	\$ 56,656.72	\$ 25,000.00	0.00	
Total Grant Funding-all State & Federal			\$ 4,053,083.16	\$ 3,910,928.69	\$ 3,916,336.69	\$ 4,082,703.27	\$ 2,758,299.93	\$ 2,837,489.07	\$ 2,955,671.63	\$ 6,968,441.29	\$ 9,761,000.00	\$ 9,585,128.04	
Inc/(Dec) in State & Federal Grant Funding including Auxiliary Service Funds			\$ 13,888.95	\$ (142,154.47)	\$ 5,408.00	\$ 166,366.58	\$ (1,324,403.34)	\$ 79,189.14	\$ 118,182.56	\$ 4,012,769.66	\$ 2,792,558.71		
Total Grant Funding-all State & Federal, excluding Auxiliary Service Funds			\$ 2,614,401.77	\$ 2,365,906.07	\$ 2,292,716.22	\$ 2,326,400.33	\$ 2,208,225.98	\$ 2,301,910.66	\$ 2,785,122.11	\$ 6,785,676.34	\$ 9,561,000.00	\$ 9,405,128.04	
Inc/(Dec) in State & Federal Grant Funding excluding Auxiliary Service Funds			\$ (12,668.79)	\$ (248,495.70)	\$ (73,189.85)	\$ 33,684.11	\$ (118,174.35)	\$ 93,684.68	\$ 483,211.45	\$ 4,000,554.23	\$ 2,775,323.66		
Notes:													
		1	Decrease due to effective with Fiscal 2018, non-church affiliated non-public schools can elect to manage their share of Auxiliary Service funds. Eff. F20, only school remaining is St. Dominics										
		2	Decrease due to elimination from State Budget effective with Fiscal 2018.										
		3	New funding commencing with the F2020-2021 biennium. SWSF funding merged with General Fund State Foundation funding beginning with F22.										
		4	New funding from Federal COVID-19 sources.										
		5	F22 funding includes new ARP IDEA allocation of \$307,626.50 in Fund 516 and Pre-School allocation of \$22,782.58 in Fund 587.										
		6	Title IV-A, Student Support & Academic Enrichment, was reclassified by ODE from Fund 599 to Fund 584 beginning in F22.										

Shaker Heights CSD  
State and Federal Grant Funding  
Historical Summary  
F2014 thru F2022

St & Fed Grants F12 thru F22 RevBCC09-12-21/Sheet1  
10/7/2021

GRANT FUND		\$ Increase/(Decrease)									
#	GRANT NAME	FY14	FY15	FY16	FY17	FY18	FY19	FY20	FY21	FY22	
401	Auxiliary Services *	\$ 26,557.74	\$ 106,341.23	\$ 78,597.85	\$ 132,682.47	\$ (1,206,228.99)	\$ (14,495.54)	\$ (365,028.89)	\$ 12,215.43	\$ 17,235.05	
451	Data Communication	\$ -	\$ -	\$ -	\$ -	\$ -	\$ -	\$ -	\$ -	\$ 600.00	
463	Alternative Education	\$ 7,613.00	\$ (5,890.00)	\$ 723.00	\$ 521.00	\$ (40,255.00)	\$ -	\$ -	\$ -	\$ -	
467	Student Wellness & Success ***	\$ -	\$ -	\$ -	\$ -	\$ -	\$ -	\$ 235,230.51	\$ 98,225.87	\$ (333,456.38)	
499	Miscellaneous State	\$ -	\$ -	\$ -	\$ -	\$ -	\$ 27,764.10	\$ 69,631.31	\$ (22,327.18)	\$ 4,931.77	
507	School Relief-CARES Act ****	\$ -	\$ -	\$ -	\$ -	\$ -	\$ -	\$ -	\$ 3,602,571.36	\$ 2,947,428.64	
510	Coronavirus Relief ****	\$ -	\$ -	\$ -	\$ -	\$ -	\$ -	\$ -	\$ 287,377.59	\$ (287,377.59)	
516	Title VI-B, Special Education	\$ 41,992.89	\$ (43,144.25)	\$ 17,686.96	\$ 45,873.52	\$ (11,104.02)	\$ 51,764.76	\$ 105,038.25	\$ (83,719.28)	\$ 341,050.02	
504	Education Jobs Fund (Stimulus-F2012 only)	\$ -	\$ -	\$ -	\$ -	\$ -	\$ -	\$ -	\$ -	\$ -	
506	Race To The Top	\$ 4,039.68	\$ (117,389.95)	\$ (2,054.22)	\$ -	\$ -	\$ -	\$ -	\$ -	\$ -	
533	Title II-D (formerly part of Fd 599)	\$ -	\$ -	\$ -	\$ -	\$ -	\$ -	\$ -	\$ -	\$ -	
536	Title I, Sub A School Improvement	\$ -	\$ (2,000.00)	\$ (53,000.00)	\$ -	\$ -	\$ -	\$ -	\$ -	\$ -	
551	Title III, Limited English Proficiency&Immigrant	\$ (1,645.44)	\$ 2,695.44	\$ (3,973.40)	\$ (2,244.63)	\$ 12,900.85	\$ (18,658.78)	\$ (7,392.26)	\$ (565.70)	\$ 6,933.92	
572	Title I	\$ (54,451.84)	\$ (84,388.43)	\$ (24,984.60)	\$ (9,164.25)	\$ (140,360.50)	\$ 1,913.00	\$ 63,571.54	\$ 114,123.89	\$ 14,487.43	
572	Title I-Stimulus	\$ -	\$ -	\$ -	\$ -	\$ -	\$ -	\$ -	\$ -	\$ -	
587	Preschool/Individuals with Disabilities	\$ (281.89)	\$ (15.23)	\$ 36.78	\$ 1,139.34	\$ (863.48)	\$ (281.96)	\$ 6,389.09	\$ (5,178.01)	\$ 29,081.37	
590	Title II-A, Improving Teacher Quality	\$ (9,935.19)	\$ 1,636.72	\$ (7,624.37)	\$ (2,440.87)	\$ 42,633.24	\$ (14,836.44)	\$ 21,036.42	\$ 7,990.12	\$ 8,301.20	
599	Misc. Federal & Title II-D Technology	\$ -	\$ -	\$ -	\$ -	\$ 18,874.56	\$ 46,020.00	\$ (10,293.41)	\$ 2,055.57	\$ (31,656.72)	
Total Grant Funding-all State & Federal		\$ 13,888.95	\$ (142,154.47)	\$ 5,408.00	\$ 166,366.58	\$ (1,324,403.34)	\$ 79,189.14	\$ 118,182.56	\$ 4,012,769.66	\$ 2,717,558.71	
Total Grant Funding-all State & Federal, excluding Auxiliary Service Funds		\$ (12,668.79)	\$ (248,495.70)	\$ (73,189.85)	\$ 33,684.11	\$ (118,174.35)	\$ 93,684.68	\$ 483,211.45	\$ 4,000,554.23	\$ 2,700,323.66	
GRANT FUND		% Increase/(Decrease)									
#	GRANT NAME	FY14	FY15	FY16	FY17	FY18	FY19	FY20	FY21	FY22	
401	Auxiliary Services *	1.9%	7.4%	5.1%	8.2%	-68.7%	-2.6%	-68.2%	7.2%	9.4%	
451	Data Communication	0.0%	0.0%	0.0%	0.0%	0.0%	0.0%	0.0%	0.0%	4.2%	
463	Alternative Education	20.4%	-13.1%	1.9%	1.3%	-100.0%	#DIV/0!	#DIV/0!	#DIV/0!	#DIV/0!	
467	Student Wellness & Success ***	#DIV/0!	#DIV/0!	#DIV/0!	#DIV/0!	#DIV/0!	#DIV/0!	#DIV/0!	41.8%	-100.0%	
499	Miscellaneous State	0.0%	0.0%	0.0%	0.0%	0.0%	111.1%	132.0%	-18.2%	4.9%	
507	School Relief-CARES Act ****	#DIV/0!	#DIV/0!	#DIV/0!	#DIV/0!	#DIV/0!	#DIV/0!	#DIV/0!	#DIV/0!	81.8%	
510	Coronavirus Relief ****	#DIV/0!	#DIV/0!	#DIV/0!	#DIV/0!	#DIV/0!	#DIV/0!	#DIV/0!	#DIV/0!	-100.0%	
516	Title VI-B, Special Education	3.6%	-3.5%	1.5%	3.8%	-0.9%	4.2%	8.2%	-6.0%	26.1%	
504	Education Jobs Fund (Stimulus-F2012 only)	#DIV/0!	#DIV/0!	#DIV/0!	#DIV/0!	#DIV/0!	#DIV/0!	#DIV/0!	#DIV/0!	#DIV/0!	
506	Race To The Top	3.5%	-98.3%	-100.0%	#DIV/0!	#DIV/0!	#DIV/0!	#DIV/0!	#DIV/0!	#DIV/0!	
533	Title II-D (formerly part of Fd 599)	#DIV/0!	#DIV/0!	#DIV/0!	#DIV/0!	#DIV/0!	#DIV/0!	#DIV/0!	#DIV/0!	#DIV/0!	
536	Title I, Sub A School Improvement	0.0%	-3.6%	-100.0%	#DIV/0!	#DIV/0!	#DIV/0!	#DIV/0!	#DIV/0!	#DIV/0!	
551	Title III, Limited English Proficiency&Immigrant	-5.2%	8.9%	-12.0%	-7.7%	48.2%	-47.0%	-35.2%	-4.1%	53.1%	
572	Title I	-5.4%	-8.8%	-2.9%	-1.1%	-16.7%	0.3%	9.0%	14.9%	1.6%	
572	Title I-Stimulus	#DIV/0!	#DIV/0!	#DIV/0!	#DIV/0!	#DIV/0!	#DIV/0!	#DIV/0!	#DIV/0!	#DIV/0!	
587	Preschool/Individuals with Disabilities	-1.6%	-0.1%	0.2%	6.4%	-4.6%	-1.6%	36.1%	-21.5%	153.7%	
590	Title II-A, Improving Teacher Quality	-7.5%	1.3%	-6.1%	-2.1%	37.1%	-9.4%	14.7%	4.9%	4.8%	
599	Misc. Federal & Title II-D Technology	#DIV/0!	#DIV/0!	#DIV/0!	#DIV/0!	#DIV/0!	243.8%	-15.9%	3.8%	-55.9%	
Total Grant Funding-all State & Federal		0.3%	-3.5%	0.1%	4.2%	-32.4%	2.9%	4.2%	135.8%	39.0%	
Total Grant Funding-all State & Federal, excluding Auxiliary Service Funds		-0.5%	-9.5%	-3.1%	1.5%	-5.1%	4.2%	21.0%	143.6%	39.8%	

## **5. FINANCIAL REPORT BY BANK**

# SHAKER HEIGHTS CITY SCHOOL DISTRICT FINANCIAL REPORT BY BANK

**AUGUST 2021**

	<u>BEGINNING OF YEAR BALANCE</u>	<u>RECEIPTS</u> <u>MTD</u>	<u>YTD</u>	<u>EXPENDITURES</u> <u>MTD</u>	<u>YTD</u>	<u>CURRENT FUND BALANCE</u>
<b>HUNTINGTON</b>	(\$1,011,364.64)	\$11,105,462.25	\$20,338,576.49	\$10,083,732.76	\$20,098,668.61	(\$771,456.76)
<b>INVESTMENTS &amp; OTHER DEPOSITS</b>	85,036,516.35	19,553,660.04	20,927,783.14	0.00	0.00	105,964,299.49
<b>Payroll Funding Transfer A/C -for 1st of next mth</b>	2,540,502.37	(17,929.35)	(1,337.43)	0.00	0.00	2,539,164.94
<b>GRAND TOTAL</b>	<u>\$86,565,654.08</u>	<u>\$30,641,192.94</u>	<u>\$41,265,022.20</u>	<u>\$10,083,732.76</u>	<u>\$20,098,668.61</u>	<u>\$107,732,007.67</u>
	0.00	0.00	0.00	0.00	0.00	0.00

Note-HNB A/C is negative due to o/s cks that will be covered by transfers from the Inv.&OtherDeposits A/C in accordance with controlled disbursement feature of HNB A/C.

## **6. FINANCIAL REPORT BY FUND**

POWERSCHOOL  
 DATE: 09/20/2021  
 TIME: 14:26:24  
 SELECTION CRITERIA: ALL

SHAKER HEIGHTS CITY SCHOOLS  
 OH CASH POSITION REPORT

PAGE NUMBER: 18  
 CASHPOSNEOH

ACCOUNTING PERIOD: 2/22

FUND SCC	DESCRIPTION BEGIN BALANCE	MTD RECEIPTS	FYTD RECEIPTS	MTD EXPENDITURES	FYTD EXPENDITURES	CURRENT FUND BALANCE	CURRENT ENCUMBRANCE	UNENCUMBERED FUND BALANCE
001	66,660,430.93	27,660,150.95	35,806,288.84	7,966,592.97	16,396,840.98	86,069,878.79	14,122,749.07	71,947,129.72
002	5,190,851.49	1,287,933.69	1,734,933.69	27,378.10	27,378.10	6,898,407.08	20,000.00	6,878,407.08
003	3,563,423.21	334,183.33	471,183.33	0.00	0.00	4,034,606.54	0.00	4,034,606.54
004	2,659,940.19	2,524.44	4,006.42	12,092.96	22,349.73	2,641,596.88	281,208.87	2,360,388.01
006	28,601.63	6,482.72	145,206.07	660.00	41,343.43	132,464.27	619,279.09	-486,814.82
007	56,504.09	3.51	3.51	5,267.23	5,398.53	51,109.07	700.00	50,409.07
009	7,040.60	20,810.85	21,242.70	77,672.69	81,867.36	-53,584.06	90,754.09	-144,338.15
011	196,806.17	140.00	155.00	0.00	0.00	196,961.17	11,684.00	185,277.17
014	136,698.04	87.00	244.25	0.00	1,258.57	135,683.72	5,402.50	130,281.22
018	185,476.61	8,765.43	25,731.46	4,949.52	10,846.45	200,361.62	34,499.48	165,862.14
020	23,285.83	200.00	226.77	0.00	0.00	23,512.60	0.00	23,512.60
022	2,236,565.54	43,645.98	86,908.67	-453,099.27	-319,318.70	2,642,792.91	0.00	2,642,792.91
024	4,770,576.72	984,932.42	1,963,357.34	1,490,688.58	2,588,668.02	4,145,266.04	17,080.00	4,128,186.04
027	439,084.10	0.00	0.00	0.00	0.00	439,084.10	0.00	439,084.10

POWERSCHOOL  
 DATE: 09/20/2021  
 TIME: 14:26:24  
 SELECTION CRITERIA: ALL

SHAKER HEIGHTS CITY SCHOOLS  
 OH CASH POSITION REPORT

PAGE NUMBER: 19  
 CASHPOSNEOH

ACCOUNTING PERIOD: 2/22

FUND SCC	DESCRIPTION BEGIN BALANCE	MTD RECEIPTS	FYTD RECEIPTS	MTD EXPENDITURES	FYTD EXPENDITURES	CURRENT FUND BALANCE	CURRENT ENCUMBRANCE	UNENCUMBERED FUND BALANCE
200	256,063.96	10,405.24	22,300.74	8,116.91	15,922.04	262,442.66	28,013.59	234,429.07
300	307,926.00	15,565.42	21,764.42	17,504.78	73,257.64	256,432.78	114,263.13	142,169.65
401	22,063.88	47,202.31	47,202.31	23,748.14	32,536.66	36,729.53	44,315.87	-7,586.34
467	495,353.89	0.00	0.00	0.00	0.00	495,353.89	36,667.00	458,686.89
499	-10,574.63	1,864.68	37,507.54	1,864.68	3,729.36	23,203.55	25,068.23	-1,864.68
507	-489,296.45	34,626.75	523,923.20	721,879.88	756,506.63	-721,879.88	118,714.00	-840,593.88
516	-87,599.61	90,271.32	177,870.93	82,453.93	172,725.25	-82,453.93	4,514.55	-86,968.48
551	0.00	913.38	913.38	913.38	1,826.76	-913.38	0.00	-913.38
572	-82,669.11	81,146.80	163,815.91	81,146.98	162,293.78	-81,146.98	0.00	-81,146.98
587	0.00	1,051.72	1,051.72	1,051.72	2,103.44	-1,051.72	0.00	-1,051.72
590	-899.00	8,285.00	9,184.00	12,849.58	21,134.58	-12,849.58	32,277.25	-45,126.83
599	0.00	0.00	0.00	0.00	0.00	0.00	0.00	0.00
GRAND TOTALS:	86,565,654.08	30,641,192.94	41,265,022.20	10,083,732.76	20,098,668.61	107,732,007.67	15,607,190.72	92,124,816.95

## **7. REVENUE ACCOUNT SUMMARY**



POWERSCHOOL  
DATE: 09/20/2021  
TIME: 14:43:21

SHAKER HEIGHTS CITY SCHOOLS  
REVENUE STATUS REPORT

PAGE NUMBER: 1  
REVSTA11

SELECTION CRITERIA: ALL  
ACCOUNTING PERIOD: 2/22

SORTED BY: FUND/SCC,ACCOUNT  
TOTALLED ON: FUND/SCC  
PAGE BREAKS ON:

FUND/SCC-0010000 GENERAL

ACCOUNT - - - -	TITLE - - - -	BUDGET	PERIOD RECEIPTS	RECEIVABLES	YEAR TO DATE RECEIPTS	AVAILABLE BALANCE	YTD/ BUD
R1111	GENERAL PROPERTY TAX	.00	24,536,640.80	.00	31,321,640.80	-31,321,640.80	.00
R1122	PUBLIC UTILITY PROP TAX	.00	1,555,895.75	.00	1,555,895.75	-1,555,895.75	.00
R1410	INTEREST ON INVESTMENTS	.00	55,966.01	.00	73,276.44	-73,276.44	.00
R1631	ACADEMIC ORIENTED ACTIV	.00	.00	.00	60.00	-60.00	.00
R1730	SALE OF TEXTBOOKS	.00	1,314.00	.00	1,392.00	-1,392.00	.00
R1790	OTHR CLASSRM MATERIAL/FE	.00	17,500.00	.00	17,905.00	-17,905.00	.00
R1810	RENTALS	.00	17,364.34	.00	25,141.01	-25,141.01	.00
R1839	OTHER ENTITIES	.00	46,360.00	.00	92,294.00	-92,294.00	.00
R1860	FINES	.00	979.82	.00	1,571.70	-1,571.70	.00
R1890	OTHER MISC RECEIPTS	.00	2,369.41	.00	3,444.14	-3,444.14	.00
R3110	SCHOOL FNDTN BASIC ALLOW	.00	1,283,523.95	.00	2,567,047.89	-2,567,047.89	.00
R3190	OTHR UNREST GRANT-IN-AID	.00	142,236.87	.00	142,236.87	-142,236.87	.00
R4120	UNRSTRD GRANT AID-FED GO	.00	.00	.00	4,383.24	-4,383.24	.00
TOTAL GENERAL		.00	27,660,150.95	.00	35,806,288.84	-35,806,288.84	.00
FUND/SCC-0020000 BOND RETIREMENT							
R1111	GENERAL PROPERTY TAX	.00	550,408.14	.00	702,408.14	-702,408.14	.00
R1122	PUBLIC UTILITY PROP TAX	.00	16,964.55	.00	16,964.55	-16,964.55	.00
TOTAL BOND RETIREMENT		.00	567,372.69	.00	719,372.69	-719,372.69	.00
FUND/SCC-0029400 BOND DEC 2017							
R1111	GENERAL PROPERTY TAX	.00	699,355.31	.00	994,355.31	-994,355.31	.00
R1122	PUBLIC UTILITY PROP TAX	.00	21,205.69	.00	21,205.69	-21,205.69	.00
TOTAL BOND DEC 2017		.00	720,561.00	.00	1,015,561.00	-1,015,561.00	.00
FUND/SCC-0030000 PERMANENT IMPROVEMENT							
R1111	GENERAL PROPERTY TAX	.00	323,581.29	.00	460,581.29	-460,581.29	.00
R1122	PUBLIC UTILITY PROP TAX	.00	10,602.04	.00	10,602.04	-10,602.04	.00
TOTAL PERMANENT IMPROVEMENT		.00	334,183.33	.00	471,183.33	-471,183.33	.00
FUND/SCC-0049150 BUILDING/NON-BOND ISSUE F							
R1890	OTHER MISC RECEIPTS	.00	2,522.75	.00	2,522.75	-2,522.75	.00
TOTAL BUILDING/NON-BOND ISSUE		.00	2,522.75	.00	2,522.75	-2,522.75	.00
FUND/SCC-0049401 BANS FY18 \$9.9MM							
R1410	INTEREST ON INVESTMENTS	.00	1.69	.00	5.79	-5.79	.00
TOTAL BANS FY18 \$9.9MM		.00	1.69	.00	5.79	-5.79	.00
FUND/SCC-0049620 FERNWAY FIRE							
R1820	CONTRIBUT-PRIVATE SOURCE	.00	.00	.00	1,477.88	-1,477.88	.00
TOTAL FERNWAY FIRE		.00	.00	.00	1,477.88	-1,477.88	.00
FUND/SCC-0060000 FOOD SERVICES							
R1410	INTEREST ON INVESTMENTS	.00	8.92	.00	16.30	-16.30	.00
R1511	SALES-STUDENT BREAKFAST	.00	85.75	.00	85.75	-85.75	.00

POWERSCHOOL  
DATE: 09/20/2021  
TIME: 14:43:21

SHAKER HEIGHTS CITY SCHOOLS  
REVENUE STATUS REPORT

PAGE NUMBER: 2  
REVSTA11

SELECTION CRITERIA: ALL  
ACCOUNTING PERIOD: 2/22

SORTED BY: FUND/SCC,ACCOUNT  
TOTALLED ON: FUND/SCC  
PAGE BREAKS ON:

FUND/SCC-0060000 FOOD SERVICES

ACCOUNT - - - -	TITLE - - - -	BUDGET	PERIOD RECEIPTS	RECEIVABLES	YEAR TO DATE RECEIPTS	AVAILABLE BALANCE	YTD/ BUD
R1513	SALES-STUDENT ALA CARTE	.00	6,199.11	.00	6,199.11	-6,199.11	.00
R1514	SALES OF MILK TO STUDENT	.00	13.50	.00	13.50	-13.50	.00
R1523	SALES-ADULT ALA CARTE	.00	303.75	.00	303.75	-303.75	.00
R4120	UNRSTRD GRANT AID-FED GO	.00	.00	.00	138,783.92	-138,783.92	.00
TOTAL	FOOD SERVICES	.00	6,611.03	.00	145,402.33	-145,402.33	.00
FUND/SCC-0069291 FOOD SERVICE - PRE PAID							
R1559	OTHER RECPT-SPECIAL FUNC	.00	34.75	.00	34.75	-34.75	.00
TOTAL	FOOD SERVICE - PRE PAID	.00	34.75	.00	34.75	-34.75	.00
FUND/SCC-0069292 FOOD SERVICE - PREPAID -							
R1559	OTHER RECPT-SPECIAL FUNC	.00	185.70	.00	191.70	-191.70	.00
TOTAL	FOOD SERVICE - PREPAID	.00	185.70	.00	191.70	-191.70	.00
FUND/SCC-0069293 FOOD SERVICE - PREPAID -							
R1559	OTHER RECPT-SPECIAL FUNC	.00	100.00	.00	5.00	-5.00	.00
TOTAL	FOOD SERVICE - PREPAID	.00	100.00	.00	5.00	-5.00	.00
FUND/SCC-0069294 FOOD SERVICE - PREPAID -							
R1559	OTHER RECPT-SPECIAL FUNC	.00	103.25	.00	103.25	-103.25	.00
TOTAL	FOOD SERVICE - PREPAID	.00	103.25	.00	103.25	-103.25	.00
FUND/SCC-0069295 FOOD SERVICE - PREPAID -							
R1559	OTHER RECPT-SPECIAL FUNC	.00	195.50	.00	195.50	-195.50	.00
TOTAL	FOOD SERVICE - PREPAID	.00	195.50	.00	195.50	-195.50	.00
FUND/SCC-0069296 FOOD SERVICE - PREPAID -							
R1559	OTHER RECPT-SPECIAL FUNC	.00	-217.55	.00	-216.50	216.50	.00
TOTAL	FOOD SERVICE - PREPAID	.00	-217.55	.00	-216.50	216.50	.00
FUND/SCC-0069297 FOOD SERVICE - PREPAID -							
R1559	OTHER RECPT-SPECIAL FUNC	.00	268.50	.00	268.50	-268.50	.00
TOTAL	FOOD SERVICE - PREPAID	.00	268.50	.00	268.50	-268.50	.00
FUND/SCC-0069298 FOOD SERVICE - PREPAID -							
R1559	OTHER RECPT-SPECIAL FUNC	.00	-819.96	.00	-799.96	799.96	.00
TOTAL	FOOD SERVICE - PREPAID	.00	-819.96	.00	-799.96	799.96	.00
FUND/SCC-0069300 NEGATIVE ACCT BALA FY19							
R1559	OTHER RECPT-SPECIAL FUNC	.00	21.50	.00	21.50	-21.50	.00
TOTAL	NEGATIVE ACCT BALA FY19	.00	21.50	.00	21.50	-21.50	.00
FUND/SCC-0079230 SPECIAL TRUST/SHHS ALUMNI							
R1490	OTHER EARNINGS-INVESTMEN	.00	3.51	.00	3.51	-3.51	.00
TOTAL	SPECIAL TRUST/SHHS ALUM	.00	3.51	.00	3.51	-3.51	.00

POWERSCHOOL  
DATE: 09/20/2021  
TIME: 14:43:21

SHAKER HEIGHTS CITY SCHOOLS  
REVENUE STATUS REPORT

PAGE NUMBER: 3  
REVSTA11

SELECTION CRITERIA: ALL  
ACCOUNTING PERIOD: 2/22

SORTED BY: FUND/SCC,ACCOUNT  
TOTALLED ON: FUND/SCC  
PAGE BREAKS ON:

FUND/SCC-0079230 SPECIAL TRUST/SHHS ALUMNI

ACCOUNT - - - - TITLE - - - - -	BUDGET	PERIOD RECEIPTS	RECEIVABLES	YEAR TO DATE RECEIPTS	AVAILABLE BALANCE	YTD/ BUD
FUND/SCC-0090000 UNIFORM SCHOOL SUPP						
R1720 SALE OF WORKBOOKS	.00	14.00	.00	14.00	-14.00	.00
TOTAL UNIFORM SCHOOL SUPP	.00	14.00	.00	14.00	-14.00	.00
FUND/SCC-0099010 STORED VALUE CARDS - BLVD						
R1740 CLASS FEES	.00	2,135.00	.00	2,135.00	-2,135.00	.00
TOTAL STORED VALUE CARDS - BL	.00	2,135.00	.00	2,135.00	-2,135.00	.00
FUND/SCC-0099020 STORED VALUE CARDS - FERN						
R1740 CLASS FEES	.00	2,695.00	.00	2,695.00	-2,695.00	.00
TOTAL STORED VALUE CARDS - FE	.00	2,695.00	.00	2,695.00	-2,695.00	.00
FUND/SCC-0099030 STORED VALUE CARDS - LOMO						
R1740 CLASS FEES	.00	2,765.00	.00	2,765.00	-2,765.00	.00
TOTAL STORED VALUE CARDS - LO	.00	2,765.00	.00	2,765.00	-2,765.00	.00
FUND/SCC-0099060 STORED VALUE CARDS - MERC						
R1740 CLASS FEES	.00	3,255.00	.00	3,255.00	-3,255.00	.00
TOTAL STORED VALUE CARDS - ME	.00	3,255.00	.00	3,255.00	-3,255.00	.00
FUND/SCC-0099080 STORED VALUE CARDS - ONAW						
R1740 CLASS FEES	.00	3,640.00	.00	3,640.00	-3,640.00	.00
TOTAL STORED VALUE CARDS - ON	.00	3,640.00	.00	3,640.00	-3,640.00	.00
FUND/SCC-0099110 STORED VALUE CARDS - WOOD						
R1740 CLASS FEES	.00	5,530.00	.00	5,600.00	-5,600.00	.00
TOTAL STORED VALUE CARDS - WO	.00	5,530.00	.00	5,600.00	-5,600.00	.00
FUND/SCC-0099217 MIDDLE SCHOOL SUPPLIES						
R1710 CLASSROOM SUPPLIES	.00	20.00	.00	30.00	-30.00	.00
TOTAL MIDDLE SCHOOL SUPPLIES	.00	20.00	.00	30.00	-30.00	.00
FUND/SCC-0099218 INSTRUCTIONAL FEES HIGH S						
R1710 CLASSROOM SUPPLIES	.00	756.85	.00	1,108.70	-1,108.70	.00
TOTAL INSTRUCTIONAL FEES HIGH	.00	756.85	.00	1,108.70	-1,108.70	.00
FUND/SCC-0119231 ROTARY - SPEC SRV./SPECIA						
R1631 ACADEMIC ORIENTED ACTIV	.00	140.00	.00	155.00	-155.00	.00
TOTAL ROTARY - SPEC SRV./SPEC	.00	140.00	.00	155.00	-155.00	.00
FUND/SCC-0149237 ROTARY-INTERNAL SERV OTHE						
R1631 ACADEMIC ORIENTED ACTIV	.00	8.00	.00	16.00	-16.00	.00
TOTAL ROTARY-INTERNAL SERV OT	.00	8.00	.00	16.00	-16.00	.00

POWERSCHOOL  
DATE: 09/20/2021  
TIME: 14:43:21

SHAKER HEIGHTS CITY SCHOOLS  
REVENUE STATUS REPORT

PAGE NUMBER: 4  
REVSTA11

SELECTION CRITERIA: ALL  
ACCOUNTING PERIOD: 2/22

SORTED BY: FUND/SCC,ACCOUNT  
TOTALLED ON: FUND/SCC  
PAGE BREAKS ON:

FUND/SCC-0149238 SPECIAL ROTARY/RTA

ACCOUNT - - - - TITLE - - - - -	BUDGET	PERIOD RECEIPTS	RECEIVABLES	YEAR TO DATE RECEIPTS	AVAILABLE BALANCE	YTD/ BUD
FUND/SCC-0149238 SPECIAL ROTARY/RTA						
R1390 OTHER TRANSPORTATION FEE	.00	.00	.00	131.25	-131.25	.00
TOTAL SPECIAL ROTARY/RTA	.00	.00	.00	131.25	-131.25	.00
FUND/SCC-0149241 TRANSCRIPT FEES						
R1626 PUBLIC SERVICE ACTIVITY	.00	79.00	.00	97.00	-97.00	.00
TOTAL TRANSCRIPT FEES	.00	79.00	.00	97.00	-97.00	.00
FUND/SCC-0189245 PUBLIC SCHL SUPPRT/CHOIR/						
R1410 INTEREST ON INVESTMENTS	.00	.65	.00	1.29	-1.29	.00
TOTAL PUBLIC SCHL SUPPRT/CHOI	.00	.65	.00	1.29	-1.29	.00
FUND/SCC-0189253 PUBLIC SCHL SUPPRT/BAND B						
R1410 INTEREST ON INVESTMENTS	.00	.57	.00	1.13	-1.13	.00
TOTAL PUBLIC SCHL SUPPRT/BAND	.00	.57	.00	1.13	-1.13	.00
FUND/SCC-0189257 WOODBURY 6TH GRADE CAMP						
R1631 ACADEMIC ORIENTED ACTIV	.00	.00	.00	60.00	-60.00	.00
TOTAL WOODBURY 6TH GRADE CAMP	.00	.00	.00	60.00	-60.00	.00
FUND/SCC-0189281 PUBLIC SCHOOL SUPPORT - B						
R1410 INTEREST ON INVESTMENTS	.00	.06	.00	.12	- .12	.00
TOTAL PUBLIC SCHOOL SUPPORT -	.00	.06	.00	.12	- .12	.00
FUND/SCC-0189282 PUBLIC SCHOOL SUPPORT - F						
R1410 INTEREST ON INVESTMENTS	.00	.22	.00	.43	- .43	.00
TOTAL PUBLIC SCHOOL SUPPORT -	.00	.22	.00	.43	- .43	.00
FUND/SCC-0189283 PUBLIC SCHOOL SUPPORT - L						
R1410 INTEREST ON INVESTMENTS	.00	.59	.00	1.17	-1.17	.00
TOTAL PUBLIC SCHOOL SUPPORT -	.00	.59	.00	1.17	-1.17	.00
FUND/SCC-0189284 PUBLIC SUPPORT - MERCER S						
R1410 INTEREST ON INVESTMENTS	.00	.10	.00	.20	- .20	.00
TOTAL PUBLIC SUPPORT - MERCER	.00	.10	.00	.20	- .20	.00
FUND/SCC-0189285 PUBLIC SCHOOL SUPPORT - O						
R1410 INTEREST ON INVESTMENTS	.00	.43	.00	.85	- .85	.00
TOTAL PUBLIC SCHOOL SUPPORT -	.00	.43	.00	.85	- .85	.00
FUND/SCC-0189286 PUBLIC SCHOOL SUPPORT - W						
R1410 INTEREST ON INVESTMENTS	.00	.06	.00	.10	- .10	.00
R1626 PUBLIC SERVICE ACTIVITY	.00	.00	.00	242.00	-242.00	.00
TOTAL PUBLIC SCHOOL SUPPORT -	.00	.06	.00	242.10	-242.10	.00

POWERSCHOOL  
DATE: 09/20/2021  
TIME: 14:43:21

SHAKER HEIGHTS CITY SCHOOLS  
REVENUE STATUS REPORT

PAGE NUMBER: 5  
REVSTA11

SELECTION CRITERIA: ALL  
ACCOUNTING PERIOD: 2/22

SORTED BY: FUND/SCC,ACCOUNT  
TOTALLED ON: FUND/SCC  
PAGE BREAKS ON:

FUND/SCC-0189287 PUBLIC SCHOOL SUPPORT - M

ACCOUNT - - - - -	TITLE - - - - -	BUDGET	PERIOD RECEIPTS	RECEIVABLES	YEAR TO DATE RECEIPTS	AVAILABLE BALANCE	YTD/ BUD
FUND/SCC-0189287 PUBLIC SCHOOL SUPPORT - M							
R1410	INTEREST ON INVESTMENTS	.00	1.88	.00	4.11	-4.11	.00
R1740	CLASS FEES	.00	3,575.00	.00	3,800.00	-3,800.00	.00
TOTAL PUBLIC SCHOOL SUPPORT -		.00	3,576.88	.00	3,804.11	-3,804.11	.00
FUND/SCC-0189288 PUBLIC SCHOOL SUPPORT - H							
R1410	INTEREST ON INVESTMENTS	.00	2.77	.00	5.46	-5.46	.00
R1740	CLASS FEES	.00	5,125.00	.00	5,553.00	-5,553.00	.00
R1890	OTHER MISC RECEIPTS	.00	58.10	.00	61.60	-61.60	.00
TOTAL PUBLIC SCHOOL SUPPORT -		.00	5,185.87	.00	5,620.06	-5,620.06	.00
FUND/SCC-0189289 PTO GRANTS - HIGH SCHOOL							
R1820	CONTRIBUT-PRIVATE SOURCE	.00	.00	.00	16,000.00	-16,000.00	.00
TOTAL PTO GRANTS - HIGH SCHOO		.00	.00	.00	16,000.00	-16,000.00	.00
FUND/SCC-0200000 SHAKER MERCHANDISE							
R1833	CUSTOMER SERVICES	.00	14.81	.00	-4.72	4.72	.00
R1890	OTHER MISC RECEIPTS	.00	185.19	.00	231.49	-231.49	.00
TOTAL SHAKER MERCHANDISE		.00	200.00	.00	226.77	-226.77	.00
FUND/SCC-0229269 ANTHEM OPT LIFE INSURANCE							
R1839	OTHER ENTITIES	.00	3,500.45	.00	7,021.45	-7,021.45	.00
TOTAL ANTHEM OPT LIFE INSURAN		.00	3,500.45	.00	7,021.45	-7,021.45	.00
FUND/SCC-0229290 ALLSTATE VOLUNTARY INSURA							
R1839	OTHER ENTITIES	.00	17,809.98	.00	35,877.78	-35,877.78	.00
TOTAL ALLSTATE VOLUNTARY INSU		.00	17,809.98	.00	35,877.78	-35,877.78	.00
FUND/SCC-0229291 LINCOLN NATIONAL LTD							
R1839	OTHER ENTITIES	.00	3,817.35	.00	7,572.02	-7,572.02	.00
TOTAL LINCOLN NATIONAL LTD		.00	3,817.35	.00	7,572.02	-7,572.02	.00
FUND/SCC-0229293 MEDICAL MUTUAL FLEX PLAN							
R1839	OTHER ENTITIES	.00	17,368.24	.00	34,221.78	-34,221.78	.00
TOTAL MEDICAL MUTUAL FLEX PLA		.00	17,368.24	.00	34,221.78	-34,221.78	.00
FUND/SCC-0229294 LEGAL SHIELD EMPLOYEE PD							
R1839	OTHER ENTITIES	.00	1,149.96	.00	2,215.64	-2,215.64	.00
TOTAL LEGAL SHIELD EMPLOYEE P		.00	1,149.96	.00	2,215.64	-2,215.64	.00
FUND/SCC-0240000 EMP. BEN/SELF INS.PRESCRI							
R1839	OTHER ENTITIES	.00	179,852.84	.00	358,246.46	-358,246.46	.00
TOTAL EMP. BEN/SELF INS.PRESC		.00	179,852.84	.00	358,246.46	-358,246.46	.00
FUND/SCC-0249261 EMP. BEN/SELF INS./DENTAL							

POWERSCHOOL  
DATE: 09/20/2021  
TIME: 14:43:21

SHAKER HEIGHTS CITY SCHOOLS  
REVENUE STATUS REPORT

PAGE NUMBER: 6  
REVSTA11

SELECTION CRITERIA: ALL  
ACCOUNTING PERIOD: 2/22

SORTED BY: FUND/SCC,ACCOUNT  
TOTALLED ON: FUND/SCC  
PAGE BREAKS ON:

FUND/SCC-0249261 EMP. BEN/SELF INS./DENTAL

ACCOUNT - - - - TITLE - - - - -	BUDGET	PERIOD RECEIPTS	RECEIVABLES	YEAR TO DATE RECEIPTS	AVAILABLE BALANCE	YTD/ BUD
R1839 OTHER ENTITIES	.00	60,839.93	.00	121,357.95	-121,357.95	.00
TOTAL EMP. BEN/SELF INS./DENT	.00	60,839.93	.00	121,357.95	-121,357.95	.00
FUND/SCC-0249262 EMP. BEN/SELF INS./HEALTH						
R1839 OTHER ENTITIES	.00	737,412.54	.00	1,470,114.59	-1,470,114.59	.00
TOTAL EMP. BEN/SELF INS./HEAL	.00	737,412.54	.00	1,470,114.59	-1,470,114.59	.00
FUND/SCC-0249264 EMP. BEN/SELF INS./COBRA						
R1839 OTHER ENTITIES	.00	694.19	.00	1,388.38	-1,388.38	.00
TOTAL EMP. BEN/SELF INS./COBR	.00	694.19	.00	1,388.38	-1,388.38	.00
FUND/SCC-0249270 ANTHEM LIFE INSURANCE						
R1839 OTHER ENTITIES	.00	6,132.92	.00	12,249.96	-12,249.96	.00
TOTAL ANTHEM LIFE INSURANCE	.00	6,132.92	.00	12,249.96	-12,249.96	.00
FUND/SCC-2009501 STUDENT ACTIVITY/BOOKSTOR						
R1640 BOOKSTORE SALES	.00	.00	.00	40.00	-40.00	.00
TOTAL STUDENT ACTIVITY/BOOKST	.00	.00	.00	40.00	-40.00	.00
FUND/SCC-2009502 STUDENT ACTIVITY/CHEERLEA						
R1625 SPORT ORIENTED ACTIVITIE	.00	.00	.00	50.00	-50.00	.00
R1635 SPORT ORIENTED ACTIVITIE	.00	.00	.00	2,000.00	-2,000.00	.00
R1820 CONTRIBUT-PRIVATE SOURCE	.00	.00	.00	5,128.00	-5,128.00	.00
TOTAL STUDENT ACTIVITY/CHEERL	.00	.00	.00	7,178.00	-7,178.00	.00
FUND/SCC-2009525 STUDENT ACTIVITY/LATIN CL						
R1632 LANGUAGE ORIENTD ACTIVIT	.00	44.00	.00	44.00	-44.00	.00
TOTAL STUDENT ACTIVITY/LATIN	.00	44.00	.00	44.00	-44.00	.00
FUND/SCC-2009528 STUDENT ACTIVITY/GRISTMIL						
R1626 PUBLIC SERVICE ACTIVITY	.00	.00	.00	115.00	-115.00	.00
TOTAL STUDENT ACTIVITY/GRISTM	.00	.00	.00	115.00	-115.00	.00
FUND/SCC-2009531 STUDENT ACTIVITY/INSTRUME						
R1634 MUSIC ORIENTED ACTIVITY	.00	10,291.00	.00	11,511.00	-11,511.00	.00
TOTAL STUDENT ACTIVITY/INSTRU	.00	10,291.00	.00	11,511.00	-11,511.00	.00
FUND/SCC-2009535 STUDENT ACTIVITY/ MODEL U						
R1631 ACADEMIC ORIENTED ACTIV	.00	60.00	.00	95.00	-95.00	.00
TOTAL STUDENT ACTIVITY/ MODEL	.00	60.00	.00	95.00	-95.00	.00
FUND/SCC-2009550 STUDENT ACTIVITY/SEMANTEM						
R1820 CONTRIBUT-PRIVATE SOURCE	.00	10.24	.00	10.24	-10.24	.00
TOTAL STUDENT ACTIVITY/SEMANT	.00	10.24	.00	10.24	-10.24	.00

POWERSCHOOL  
DATE: 09/20/2021  
TIME: 14:43:21

SHAKER HEIGHTS CITY SCHOOLS  
REVENUE STATUS REPORT

PAGE NUMBER: 7  
REVSTA11

SELECTION CRITERIA: ALL  
ACCOUNTING PERIOD: 2/22

SORTED BY: FUND/SCC,ACCOUNT  
TOTALLED ON: FUND/SCC  
PAGE BREAKS ON:

FUND/SCC-2009571 MIDDLE SCHOOL CHEERLEADER

ACCOUNT - - - - TITLE - - - - -	BUDGET	PERIOD RECEIPTS	RECEIVABLES	YEAR TO DATE RECEIPTS	AVAILABLE BALANCE	YTD/ BUD
FUND/SCC-2009571 MIDDLE SCHOOL CHEERLEADER						
R1635 SPORT ORIENTED ACTIVITIE	.00	.00	.00	8.00	-8.00	.00
TOTAL MIDDLE SCHOOL CHEERLEAD	.00	.00	.00	8.00	-8.00	.00
FUND/SCC-2009586 RAIDERETTES (STUDENT ACTI						
R1634 MUSIC ORIENTED ACTIVITY	.00	.00	.00	2,299.50	-2,299.50	.00
TOTAL RAIDERETTES (STUDENT AC	.00	.00	.00	2,299.50	-2,299.50	.00
FUND/SCC-2009611 STEM AMBASSADORS						
R1820 CONTRIBUT-PRIVATE SOURCE	.00	.00	.00	1,000.00	-1,000.00	.00
TOTAL STEM AMBASSADORS	.00	.00	.00	1,000.00	-1,000.00	.00
FUND/SCC-3009601 ATHLETICS/H.S. MEN'S ATHL						
R1625 SPORT ORIENTED ACTIVITIE	.00	12,887.92	.00	12,887.92	-12,887.92	.00
TOTAL ATHLETICS/H.S. MEN'S AT	.00	12,887.92	.00	12,887.92	-12,887.92	.00
FUND/SCC-3009603 ATHLETICS/H.S. WOMEN'S AT						
R1625 SPORT ORIENTED ACTIVITIE	.00	1,277.50	.00	2,227.50	-2,227.50	.00
R1635 SPORT ORIENTED ACTIVITIE	.00	600.00	.00	600.00	-600.00	.00
TOTAL ATHLETICS/H.S. WOMEN'S	.00	1,877.50	.00	2,827.50	-2,827.50	.00
FUND/SCC-3009606 ATHLETICS/GIRLS BASKETBAL						
R1635 SPORT ORIENTED ACTIVITIE	.00	-200.00	.00	1,389.00	-1,389.00	.00
TOTAL ATHLETICS/GIRLS BASKETB	.00	-200.00	.00	1,389.00	-1,389.00	.00
FUND/SCC-3009608 ATHLETICS/GIRLS' VOLLEYBA						
R1625 SPORT ORIENTED ACTIVITIE	.00	900.00	.00	1,995.00	-1,995.00	.00
TOTAL ATHLETICS/GIRLS' VOLLEY	.00	900.00	.00	1,995.00	-1,995.00	.00
FUND/SCC-3009609 ATHLETICS/GIRLS' TRACK						
R1625 SPORT ORIENTED ACTIVITIE	.00	.00	.00	450.00	-450.00	.00
TOTAL ATHLETICS/GIRLS' TRACK	.00	.00	.00	450.00	-450.00	.00
FUND/SCC-3009616 ATHLETICS/BASEBALL FUNDRA						
R1635 SPORT ORIENTED ACTIVITIE	.00	.00	.00	115.00	-115.00	.00
TOTAL ATHLETICS/BASEBALL FUND	.00	.00	.00	115.00	-115.00	.00
FUND/SCC-3009621 ATHLETICS - BOY LACROSSE						
R1635 SPORT ORIENTED ACTIVITIE	.00	100.00	.00	100.00	-100.00	.00
TOTAL ATHLETICS - BOY LACROSS	.00	100.00	.00	100.00	-100.00	.00
FUND/SCC-3009622 BOYS SOCCER FUND RAISINI						
R1820 CONTRIBUT-PRIVATE SOURCE	.00	.00	.00	2,000.00	-2,000.00	.00
TOTAL BOYS SOCCER FUND RAISI	.00	.00	.00	2,000.00	-2,000.00	.00

POWERSCHOOL  
DATE: 09/20/2021  
TIME: 14:43:21

SHAKER HEIGHTS CITY SCHOOLS  
REVENUE STATUS REPORT

PAGE NUMBER: 8  
REVSTA11

SELECTION CRITERIA: ALL  
ACCOUNTING PERIOD: 2/22

SORTED BY: FUND/SCC,ACCOUNT  
TOTALLED ON: FUND/SCC  
PAGE BREAKS ON:

FUND/SCC-4019202 ST DOMINIC FY22

ACCOUNT - - - - TITLE - - - - -	BUDGET	PERIOD RECEIPTS	RECEIVABLES	YEAR TO DATE RECEIPTS	AVAILABLE BALANCE	YTD/ BUD
FUND/SCC-4019202 ST DOMINIC FY22						
R1410 INTEREST ON INVESTMENTS	.00	1.11	.00	1.11	-1.11	.00
R3219 OTHR RSTRD GRANT AID -OH	.00	47,201.20	.00	47,201.20	-47,201.20	.00
TOTAL ST DOMINIC FY22	.00	47,202.31	.00	47,202.31	-47,202.31	.00
FUND/SCC-4999021 PARENT MENTOR GRANT FY21						
R3219 OTHR RSTRD GRANT AID -OH	.00	1,864.68	.00	1,864.68	-1,864.68	.00
TOTAL PARENT MENTOR GRANT FY2	.00	1,864.68	.00	1,864.68	-1,864.68	.00
FUND/SCC-4999221 SCHOOL BUS - CCIP - F21						
R3219 OTHR RSTRD GRANT AID -OH	.00	.00	.00	35,642.86	-35,642.86	.00
TOTAL SCHOOL BUS - CCIP - F21	.00	.00	.00	35,642.86	-35,642.86	.00
FUND/SCC-5079021 ESSER I						
R4220 RSTRD GRANT AID-FED GOV	.00	717.01	.00	717.01	-717.01	.00
TOTAL ESSER I	.00	717.01	.00	717.01	-717.01	.00
FUND/SCC-5079022 ESSER II						
R4220 RSTRD GRANT AID-FED GOV	.00	33,909.74	.00	523,206.19	-523,206.19	.00
TOTAL ESSER II	.00	33,909.74	.00	523,206.19	-523,206.19	.00
FUND/SCC-5169014 6B RESTORATION GRANT FY20						
R4220 RSTRD GRANT AID-FED GOV	.00	8,100.00	.00	8,100.00	-8,100.00	.00
TOTAL 6B RESTORATION GRANT FY	.00	8,100.00	.00	8,100.00	-8,100.00	.00
FUND/SCC-5169116 IDEA B FY21						
R4220 RSTRD GRANT AID-FED GOV	.00	82,171.32	.00	169,770.93	-169,770.93	.00
TOTAL IDEA B FY21	.00	82,171.32	.00	169,770.93	-169,770.93	.00
FUND/SCC-5519151 TITLE III LEP FY21						
R4220 RSTRD GRANT AID-FED GOV	.00	913.38	.00	913.38	-913.38	.00
TOTAL TITLE III LEP FY21	.00	913.38	.00	913.38	-913.38	.00
FUND/SCC-5729172 TITLE I FY21						
R4220 RSTRD GRANT AID-FED GOV	.00	81,146.80	.00	163,815.91	-163,815.91	.00
TOTAL TITLE I FY21	.00	81,146.80	.00	163,815.91	-163,815.91	.00
FUND/SCC-5879187 PRE-K SPEC ED GRANT FY21						
R4220 RSTRD GRANT AID-FED GOV	.00	1,051.72	.00	1,051.72	-1,051.72	.00
TOTAL PRE-K SPEC ED GRANT FY2	.00	1,051.72	.00	1,051.72	-1,051.72	.00
FUND/SCC-5909190 TITLE II FY21						
R4220 RSTRD GRANT AID-FED GOV	.00	8,285.00	.00	9,184.00	-9,184.00	.00
TOTAL TITLE II FY21	.00	8,285.00	.00	9,184.00	-9,184.00	.00



POWERSCHOOL  
DATE: 09/20/2021  
TIME: 14:43:21

SHAKER HEIGHTS CITY SCHOOLS  
REVENUE STATUS REPORT

SELECTION CRITERIA: ALL  
ACCOUNTING PERIOD: 2/22

SORTED BY: FUND/SCC,ACCOUNT  
TOTALLED ON: FUND/SCC  
PAGE BREAKS ON:

FUND/SCC-5909190 TITLE II FY21

ACCOUNT - - - - - TITLE - - - - -	BUDGET	PERIOD RECEIPTS	RECEIVABLES	YEAR TO DATE RECEIPTS	AVAILABLE BALANCE	YTD/ BUD
TOTAL REPORT	.00	30,641,192.94	.00	41,265,022.20	-41,265,022.20	.00

## **8. BUDGET ACCOUNT SUMMARY**

POWERSCHOOL  
DATE: 09/20/2021  
TIME: 14:33:32

SHAKER HEIGHTS CITY SCHOOLS  
EXPENDITURE STATUS REPORT

PAGE NUMBER: 1  
EXPSTA11

SELECTION CRITERIA: ALL  
ACCOUNTING PERIOD: 2/22

SORTED BY: FUND/SCC,1ST SUBTOTAL,ACCOUNT  
TOALED ON: FUND/SCC,1ST SUBTOTAL  
PAGE BREAKS ON:

FUND/SCC-0010000 GENERAL  
1ST SUBTOTAL-100 PERSONAL SERVICES

ACCOUNT	- - - - TITLE - - - -	BUDGET	PERIOD EXPENDITURES	ENCUMBRANCES OUTSTANDING	YEAR TO DATE EXP	AVAILABLE BALANCE	YTD/ BUD
111	REGULAR	.00	3,466,024.67	.00	6,864,612.25	-6,864,612.25	.00
112	TEMPORARY	.00	2,394.54	.00	19,072.74	-19,072.74	.00
113	SUPPLEMENTAL	.00	48,662.91	.00	160,234.39	-160,234.39	.00
119	OTHER CERTIFIED SAL	.00	88,192.68	.00	139,114.19	-139,114.19	.00
121	SICK LEAVE	.00	5,816.37	.00	26,881.35	-26,881.35	.00
122	PERSONAL LEAVE	.00	1,901.01	.00	13,059.52	-13,059.52	.00
123	VACATION LEAVE	.00	29,582.89	.00	64,578.03	-64,578.03	.00
125	PROFESSIONAL LEAVE	.00	.00	.00	1,585.13	-1,585.13	.00
127	JURY DUTY	.00	.00	.00	3,156.94	-3,156.94	.00
132	TERMINATION BENEFIT	.00	32,677.39	.00	76,560.92	-76,560.92	.00
141	REGULAR	.00	1,024,276.78	.00	1,935,953.43	-1,935,953.43	.00
142	TEMPORARY	.00	26,171.05	.00	58,777.70	-58,777.70	.00
143	SUPPLEMENTAL	.00	-996.49	.00	47,307.77	-47,307.77	.00
144	OVERTIME	.00	30,588.26	.00	63,076.68	-63,076.68	.00
149	OTHER NONCERTIFIED	.00	28,585.56	.00	40,240.80	-40,240.80	.00
151	SICK LEAVE	.00	27,984.60	.00	69,179.75	-69,179.75	.00
152	PERSONAL LEAVE	.00	2,358.34	.00	14,212.85	-14,212.85	.00
153	VACATION LEAVE	.00	70,861.60	.00	203,777.49	-203,777.49	.00
155	PROFESSIONAL LEAVE	.00	185.63	.00	185.63	-185.63	.00
162	TERMINATION BENEFIT	.00	22,770.50	.00	27,243.89	-27,243.89	.00
169	OTHER NONCERTIFIED	.00	1,371.81	.00	3,484.05	-3,484.05	.00
172	STUDENT WORKERS	.00	2,150.00	.00	4,718.75	-4,718.75	.00
179	OTHER EMPLOYEES	.00	.00	.00	2,995.22	-2,995.22	.00
	TOTAL PERSONAL SERVICES	.00	4,911,560.10	.00	9,840,009.47	-9,840,009.47	.00
1ST SUBTOTAL-200 EMPLOYEE RETIREMNT & INS.							
211	STRS-EMPLOYER'S SHA	.00	513,247.38	.00	1,029,043.91	-1,029,043.91	.00
212	STRS-EMPLOYER'S SHA	.00	32,109.54	.00	61,876.50	-61,876.50	.00
213	SOCIAL SECURITY	.00	51,645.75	.00	103,644.52	-103,644.52	.00
221	SERS-EMPLOYER'S SHA	.00	194,626.87	.00	392,573.62	-392,573.62	.00
222	SERS-EMPLOYER'S SHA	.00	29,432.68	.00	58,736.71	-58,736.71	.00
223	SOCIAL SECURITY	.00	17,099.95	.00	34,123.20	-34,123.20	.00
231	TUITION REIMBURSEME	12,392.39	.00	12,392.39	.00	.00	100.00
232	UNIFORM/TOOLSREIMBU	14,141.69	2,241.49	26,883.19	3,472.73	-16,214.23	214.66
233	MEETING EXPENSE-SUP	968.25	4,895.82	25,015.25	11,744.63	-35,791.63	3796.53
241	MEDICAL/HOSPITALIZA	.00	406,468.69	.00	810,012.83	-810,012.83	.00
242	LIFE INSURANCE	.00	3,747.82	.00	7,484.09	-7,484.09	.00
243	DENTAL INSURANCE	.00	33,086.06	.00	65,963.89	-65,963.89	.00
249	CERTIFIED OTHER INS	.00	98,546.74	.00	196,216.38	-196,216.38	.00
251	MEDICAL/HOSPITALIZA	.00	191,080.39	.00	382,002.19	-382,002.19	.00
252	LIFE INSURANCE	.00	1,902.44	.00	3,802.09	-3,802.09	.00
253	DENTAL INSURANCE	.00	16,058.60	.00	32,119.14	-32,119.14	.00
259	NONCERTIFIED INS BE	.00	47,059.07	.00	93,967.77	-93,967.77	.00
262	WORKERS COMP NON-CE	.00	-4.29	.00	-4.29	4.29	.00
281	UNEMPLOYMENT CERTIF	.00	.00	25,000.00	.00	-25,000.00	.00
282	UNEMPLOYMENT NON-CE	23,780.55	.00	198,780.55	.00	-175,000.00	835.90

POWERSCHOOL  
DATE: 09/20/2021  
TIME: 14:33:32

SHAKER HEIGHTS CITY SCHOOLS  
EXPENDITURE STATUS REPORT

PAGE NUMBER: 2  
EXPSTA11

SELECTION CRITERIA: ALL  
ACCOUNTING PERIOD: 2/22

SORTED BY: FUND/SCC,1ST SUBTOTAL,ACCOUNT  
TOALED ON: FUND/SCC,1ST SUBTOTAL  
PAGE BREAKS ON:

FUND/SCC-0010000 GENERAL  
1ST SUBTOTAL-200 EMPLOYEE RETIREMNT & INS.

ACCOUNT	TITLE	BUDGET	PERIOD EXPENDITURES	ENCUMBRANCES OUTSTANDING	YEAR TO DATE EXP	AVAILABLE BALANCE	YTD/ BUD
TOTAL EMPLOYEE RETIREMNT & IN		51,282.88	1,643,245.00	288,071.38	3,286,779.91	-3,523,568.41	6970.85
1ST SUBTOTAL-400 PURCHASED SERVICES							
411	INSTRUCTION SERVICE	10,000.00	385.00	106,260.00	3,740.00	-100,000.00	1100.00
413	HEALTH SERVICES	47,418.06	2,640.68	118,097.38	4,320.68	-75,000.00	258.17
414	STAFF SERVICES	.00	.00	957,580.00	.00	-957,580.00	.00
415	MANAGEMENT SERVICES	5,000.00	4,190.17	51,622.45	8,377.55	-55,000.00	1200.00
416	DATA PROCESSING SER	.00	.00	150,391.33	23,783.85	-174,175.18	.00
417	STATISTICAL SERVICE	2,000.00	.00	300,266.52	1,733.48	-300,000.00	15100.00
418	PROF./LEGAL SERVICE	134,368.00	29,893.20	704,177.38	31,440.62	-601,250.00	547.47
419	OTHER PROF. & TECH.	672,217.08	140,562.57	1,592,275.74	336,363.80	-1,256,422.46	286.91
422	GARBAGE REMOVE & CL	9,298.29	5,809.46	56,308.90	17,805.17	-64,815.78	797.07
423	REPAIRS & MAINTENAN	764,742.02	154,351.52	1,599,389.19	237,035.63	-1,071,682.80	240.14
424	PROPERTY INSURANCE	.00	.00	27.00	170,289.00	-170,316.00	.00
425	RENTALS	1,638.00	4,388.80	82,536.88	7,476.80	-88,375.68	5495.34
426	LEASE PURCHASE AGRE	15,897.86	10,336.25	119,260.36	20,672.50	-124,035.00	880.20
431	CERTIFIED TRAVEL RE	14.64	.00	204.72	.00	-190.08	1398.36
432	CERTIFIED MEETING E	7,198.00	2,556.71	12,932.00	5,604.84	-11,338.84	257.53
433	NONCERTIFIED TRAVEL	.00	.00	115.20	.00	-115.20	.00
434	NONCERTIFIED MEETIN	71.00	727.00	3,897.00	870.37	-4,696.37	6714.61
439	OTHER TRAV./MEET EX	.00	.00	.00	195.00	-195.00	.00
441	TELEPHONE SERVICE	.00	9,280.96	168,800.42	45,076.49	-213,876.91	.00
442	TELEGRAPH SERVICE	.00	.11	.00	-13,815.18	13,815.18	.00
443	POSTAGE	.00	.00	.00	102.75	-102.75	.00
444	POSTAGE MACHINE REN	1,526.76	.00	1,526.76	.00	.00	100.00
445	MAIL/MESSENGER SERV	1,370.46	-50.48	3,170.46	-65.30	-1,734.70	226.58
446	ADVERTISING	.00	50.00	.00	50.00	-50.00	.00
447	INTERNET ACCESS SER	.00	2,723.86	35,364.16	5,447.72	-40,811.88	.00
451	ELECTRICITY	.00	59,992.95	612,478.16	60,521.84	-673,000.00	.00
452	WATER AND SEWAGE	.00	20,411.51	343,327.02	39,672.98	-383,000.00	.00
453	GAS	1,000.00	2,459.50	421,013.19	4,892.21	-424,905.40	42590.54
461	PRINTING AND BINDIN	14,050.00	1,911.89	9,712.89	6,644.94	-2,307.83	116.43
471	TUITION PD. OTHER O	19,450.00	.00	17,350.00	2,100.00	.00	100.00
475	SPEC ED PMNT WITHIN	1,116,257.76	125,433.23	1,514,527.14	532,841.63	-931,111.01	183.41
476	PAYMNT UNDER A VOC.	446,986.64	20,369.95	446,986.64	40,739.90	-40,739.90	109.11
477	PAYMNT UNDER OPEN E	42,318.45	.00	42,318.45	.00	.00	100.00
479	OTHER PAYMENTS	.00	-8,939.08	.00	-8,939.08	8,939.08	.00
483	TRANSP. FROM OTHER	.00	22,750.48	139,028.02	48,759.48	-187,787.50	.00
TOTAL PURCHASED SERVICES		3,312,823.02	612,236.02	9,610,945.36	1,633,739.67	-7,931,862.01	339.43
1ST SUBTOTAL-500 SUPPLIES AND MATERIALS							
511	CLASSROOM SUPPLIES	95,566.87	93,452.69	341,719.73	176,342.28	-422,495.14	542.09
512	OFFICE SUPPLIES	13,479.34	3,236.81	34,378.60	7,379.77	-28,279.03	309.80
514	HEALTH & HYGIENE SU	.00	3,330.88	246.55	3,330.88	-3,577.43	.00
516	SOFTWARE MATERIALS	23,915.38	-14,795.24	144,704.45	183,630.39	-304,419.46	1372.90
517	COMPUTER SUPPLIES	4,284.94	2,130.42	13,900.84	3,039.01	-12,654.91	395.33

PAGE NUMBER: 3  
EXPSTA11

FUND/SCC-0010000 GENERAL  
1ST SUBTOTAL-500 SUPPLIES AND MATERIALS

1ST SUBTOTAL-800 OTHER OBJECTS

POWERSCHOOL  
DATE: 09/20/2021  
TIME: 14:33:32

SHAKER HEIGHTS CITY SCHOOLS  
EXPENDITURE STATUS REPORT

PAGE NUMBER: 4  
EXPSTA11

SELECTION CRITERIA: ALL  
ACCOUNTING PERIOD: 2/22

SORTED BY: FUND/SCC,1ST SUBTOTAL,ACCOUNT  
TOALED ON: FUND/SCC,1ST SUBTOTAL  
PAGE BREAKS ON:

FUND/SCC-0020000 BOND RETIREMENT  
1ST SUBTOTAL-800 OTHER OBJECTS

ACCOUNT	- - - - TITLE - - - -	BUDGET	PERIOD EXPENDITURES	ENCUMBRANCES OUTSTANDING	YEAR TO DATE EXP	AVAILABLE BALANCE	YTD/ BUD
845	PROPERTY TAX COLLEC	.00	11,352.05	.00	11,352.05	-11,352.05	.00
	TOTAL OTHER OBJECTS	.00	11,352.05	.00	11,352.05	-11,352.05	.00
	TOTAL BOND RETIREMENT	.00	11,352.05	20,000.00	11,352.05	-31,352.05	.00
FUND/SCC-0029400 BOND DEC 2017							
1ST SUBTOTAL-800 OTHER OBJECTS							
845	PROPERTY TAX COLLEC	.00	16,026.05	.00	16,026.05	-16,026.05	.00
	TOTAL OTHER OBJECTS	.00	16,026.05	.00	16,026.05	-16,026.05	.00
	TOTAL BOND DEC 2017	.00	16,026.05	.00	16,026.05	-16,026.05	.00
FUND/SCC-0049121 AASL LIBRARY GRANT FY21							
1ST SUBTOTAL-500 SUPPLIES AND MATERIALS							
531	NEW LIBRARY BOOKS	.00	.00	1,726.04	.00	-1,726.04	.00
	TOTAL SUPPLIES AND MATERIALS	.00	.00	1,726.04	.00	-1,726.04	.00
	TOTAL AASL LIBRARY GRANT FY21	.00	.00	1,726.04	.00	-1,726.04	.00
FUND/SCC-0049165 SSF - TECHNOLOGY PROJECTS							
1ST SUBTOTAL-600 CAPITAL OUTLAY							
644	TECHNICAL EQUIPMENT	.00	.00	7,832.81	.00	-7,832.81	.00
645	CAPITALIZED EQUIPME	19,670.00	.00	19,670.00	233.56	-233.56	101.19
	TOTAL CAPITAL OUTLAY	19,670.00	.00	27,502.81	233.56	-8,066.37	141.01
	TOTAL SSF - TECHNOLOGY PROJEC	19,670.00	.00	27,502.81	233.56	-8,066.37	141.01
FUND/SCC-0049167 SSF PROJECTS - RED & WHIT							
1ST SUBTOTAL-600 CAPITAL OUTLAY							
644	TECHNICAL EQUIPMENT	.00	5,251.00	18,427.64	5,251.00	-23,678.64	.00
	TOTAL CAPITAL OUTLAY	.00	5,251.00	18,427.64	5,251.00	-23,678.64	.00
	TOTAL SSF PROJECTS - RED & WH	.00	5,251.00	18,427.64	5,251.00	-23,678.64	.00
FUND/SCC-0049401 BANS FY18 \$9.9MM							
1ST SUBTOTAL-400 PURCHASED SERVICES							
415	MANAGEMENT SERVICES	924.42	23.21	1,178.00	46.42	-300.00	132.45
419	OTHER PROF. & TECH.	115,820.13	6,818.75	99,001.38	16,818.75	.00	100.00
	TOTAL PURCHASED SERVICES	116,744.55	6,841.96	100,179.38	16,865.17	-300.00	100.26
1ST SUBTOTAL-600 CAPITAL OUTLAY							
620	BUILDINGS	11,250.00	.00	11,250.00	.00	.00	100.00
630	IMPROVEMENTS NON BU	122,123.00	.00	122,123.00	.00	.00	100.00
	TOTAL CAPITAL OUTLAY	133,373.00	.00	133,373.00	.00	.00	100.00
	TOTAL BANS FY18 \$9.9MM	250,117.55	6,841.96	233,552.38	16,865.17	-300.00	100.12

POWERSCHOOL  
DATE: 09/20/2021  
TIME: 14:33:32

SHAKER HEIGHTS CITY SCHOOLS  
EXPENDITURE STATUS REPORT

PAGE NUMBER: 5  
EXPSTA11

SELECTION CRITERIA: ALL  
ACCOUNTING PERIOD: 2/22

SORTED BY: FUND/SCC,1ST SUBTOTAL,ACCOUNT  
TOALED ON: FUND/SCC,1ST SUBTOTAL  
PAGE BREAKS ON:

FUND/SCC-0049401 BANS FY18 \$9.9MM  
1ST SUBTOTAL-600 CAPITAL OUTLAY

ACCOUNT	TITLE	BUDGET	PERIOD EXPENDITURES	ENCUMBRANCES OUTSTANDING	YEAR TO DATE EXP	AVAILABLE BALANCE	YTD/ BUD
FUND/SCC-0060000 FOOD SERVICES							
1ST SUBTOTAL-400 PURCHASED SERVICES							
415	MANAGEMENT SERVICES	50,000.00	.00	600,000.00	40,683.43	-590,683.43	1281.37
423	REPAIRS & MAINTENAN	743.19	.00	743.19	.00	.00	100.00
	TOTAL PURCHASED SERVICES	50,743.19	.00	600,743.19	40,683.43	-590,683.43	1264.06
1ST SUBTOTAL-600 CAPITAL OUTLAY							
640	EQUIPMENT	18,535.90	.00	18,535.90	.00	.00	100.00
	TOTAL CAPITAL OUTLAY	18,535.90	.00	18,535.90	.00	.00	100.00
1ST SUBTOTAL-800 OTHER OBJECTS							
899	OTHER MISCELLANEOUS	.00	660.00	.00	660.00	-660.00	.00
	TOTAL OTHER OBJECTS	.00	660.00	.00	660.00	-660.00	.00
	TOTAL FOOD SERVICES	69,279.09	660.00	619,279.09	41,343.43	-591,343.43	953.57
FUND/SCC-0079968 SHAKER CLASS OF 1950 (THR							
1ST SUBTOTAL-100 PERSONAL SERVICES							
113	SUPPLEMENTAL	.00	.00	.00	113.75	-113.75	.00
	TOTAL PERSONAL SERVICES	.00	.00	.00	113.75	-113.75	.00
1ST SUBTOTAL-200 EMPLOYEE RETIREMNT & INS.							
211	STRS-EMPLOYER'S SHA	.00	.00	.00	15.93	-15.93	.00
213	SOCIAL SECURITY	.00	.00	.00	1.62	-1.62	.00
	TOTAL EMPLOYEE RETIREMNT & IN	.00	.00	.00	17.55	-17.55	.00
	TOTAL SHAKER CLASS OF 1950 (T	.00	.00	.00	131.30	-131.30	.00
FUND/SCC-0079987 SSF TECHNOLOGY-ROBOT							
1ST SUBTOTAL-600 CAPITAL OUTLAY							
644	TECHNICAL EQUIPMENT	700.00	.00	700.00	.00	.00	100.00
	TOTAL CAPITAL OUTLAY	700.00	.00	700.00	.00	.00	100.00
	TOTAL SSF TECHNOLOGY-ROBOT	700.00	.00	700.00	.00	.00	100.00
FUND/SCC-0079991 OCERT PHIL OHIO FY21							
1ST SUBTOTAL-100 PERSONAL SERVICES							
113	SUPPLEMENTAL	.00	4,550.00	.00	4,550.00	-4,550.00	.00
	TOTAL PERSONAL SERVICES	.00	4,550.00	.00	4,550.00	-4,550.00	.00
1ST SUBTOTAL-200 EMPLOYEE RETIREMNT & INS.							
211	STRS-EMPLOYER'S SHA	.00	638.82	.00	638.82	-638.82	.00
212	STRS-EMPLOYER'S SHA	.00	14.30	.00	14.30	-14.30	.00
213	SOCIAL SECURITY	.00	64.11	.00	64.11	-64.11	.00
	TOTAL EMPLOYEE RETIREMNT & IN	.00	717.23	.00	717.23	-717.23	.00

POWERSCHOOL  
DATE: 09/20/2021  
TIME: 14:33:32

SHAKER HEIGHTS CITY SCHOOLS  
EXPENDITURE STATUS REPORT

PAGE NUMBER: 6  
EXPSTA11

SELECTION CRITERIA: ALL  
ACCOUNTING PERIOD: 2/22

SORTED BY: FUND/SCC,1ST SUBTOTAL,ACCOUNT  
TOALED ON: FUND/SCC,1ST SUBTOTAL  
PAGE BREAKS ON:

FUND/SCC-0079991 OCERT PHIL OHIO FY21  
1ST SUBTOTAL-200 EMPLOYEE RETIREMNT & INS.

ACCOUNT	- - - - TITLE - - - -	BUDGET	PERIOD EXPENDITURES	ENCUMBRANCES OUTSTANDING	YEAR TO DATE EXP	AVAILABLE BALANCE	YTD/ BUD
	TOTAL OCERT PHIL OHIO FY21	.00	5,267.23	.00	5,267.23	-5,267.23	.00
FUND/SCC-0099010	STORED VALUE CARDS - BLVD						
1ST SUBTOTAL-500	SUPPLIES AND MATERIALS						
511	CLASSROOM SUPPLIES	.00	1,184.27	11,550.00	1,184.27	-12,734.27	.00
	TOTAL SUPPLIES AND MATERIALS	.00	1,184.27	11,550.00	1,184.27	-12,734.27	.00
	TOTAL STORED VALUE CARDS - BL	.00	1,184.27	11,550.00	1,184.27	-12,734.27	.00
FUND/SCC-0099020	STORED VALUE CARDS - FERN						
1ST SUBTOTAL-500	SUPPLIES AND MATERIALS						
511	CLASSROOM SUPPLIES	.00	2,839.72	10,318.00	2,839.72	-13,157.72	.00
	TOTAL SUPPLIES AND MATERIALS	.00	2,839.72	10,318.00	2,839.72	-13,157.72	.00
	TOTAL STORED VALUE CARDS - FE	.00	2,839.72	10,318.00	2,839.72	-13,157.72	.00
FUND/SCC-0099030	STORED VALUE CARDS - LOMO						
1ST SUBTOTAL-500	SUPPLIES AND MATERIALS						
511	CLASSROOM SUPPLIES	.00	2,309.03	13,629.00	2,309.03	-15,938.03	.00
	TOTAL SUPPLIES AND MATERIALS	.00	2,309.03	13,629.00	2,309.03	-15,938.03	.00
	TOTAL STORED VALUE CARDS - LO	.00	2,309.03	13,629.00	2,309.03	-15,938.03	.00
FUND/SCC-0099060	STORED VALUE CARDS - MERC						
1ST SUBTOTAL-500	SUPPLIES AND MATERIALS						
511	CLASSROOM SUPPLIES	.00	1,435.86	12,281.50	1,435.86	-13,717.36	.00
	TOTAL SUPPLIES AND MATERIALS	.00	1,435.86	12,281.50	1,435.86	-13,717.36	.00
	TOTAL STORED VALUE CARDS - ME	.00	1,435.86	12,281.50	1,435.86	-13,717.36	.00
FUND/SCC-0099080	STORED VALUE CARDS - ONAW						
1ST SUBTOTAL-500	SUPPLIES AND MATERIALS						
511	CLASSROOM SUPPLIES	.00	2,341.28	11,473.00	2,341.28	-13,814.28	.00
	TOTAL SUPPLIES AND MATERIALS	.00	2,341.28	11,473.00	2,341.28	-13,814.28	.00
	TOTAL STORED VALUE CARDS - ON	.00	2,341.28	11,473.00	2,341.28	-13,814.28	.00
FUND/SCC-0099110	STORED VALUE CARDS - WOOD						
1ST SUBTOTAL-500	SUPPLIES AND MATERIALS						
511	CLASSROOM SUPPLIES	.00	5,889.10	29,232.00	5,889.10	-35,121.10	.00
	TOTAL SUPPLIES AND MATERIALS	.00	5,889.10	29,232.00	5,889.10	-35,121.10	.00
	TOTAL STORED VALUE CARDS - WO	.00	5,889.10	29,232.00	5,889.10	-35,121.10	.00
FUND/SCC-0099209	STORED VALUE CARDS - MAST						



POWERSCHOOL  
DATE: 09/20/2021  
TIME: 14:33:32

SHAKER HEIGHTS CITY SCHOOLS  
EXPENDITURE STATUS REPORT

PAGE NUMBER: 7  
EXPSTA11

SELECTION CRITERIA: ALL  
ACCOUNTING PERIOD: 2/22

SORTED BY: FUND/SCC,1ST SUBTOTAL,ACCOUNT  
TOTALLED ON: FUND/SCC,1ST SUBTOTAL  
PAGE BREAKS ON:

FUND/SCC-0099209 STORED VALUE CARDS - MAST  
1ST SUBTOTAL-500 SUPPLIES AND MATERIALS

ACCOUNT	TITLE	BUDGET	PERIOD EXPENDITURES	ENCUMBRANCES OUTSTANDING	YEAR TO DATE EXP	AVAILABLE BALANCE	YTD/ BUD
FUND/SCC-0099209 STORED VALUE CARDS - MAST							
1ST SUBTOTAL-500 SUPPLIES AND MATERIALS							
511	CLASSROOM SUPPLIES	.00	56,624.55	.00	56,624.55	-56,624.55	.00
	TOTAL SUPPLIES AND MATERIALS	.00	56,624.55	.00	56,624.55	-56,624.55	.00
	TOTAL STORED VALUE CARDS - MA	.00	56,624.55	.00	56,624.55	-56,624.55	.00
FUND/SCC-0099218 INSTRUCTIONAL FEES HIGH S							
1ST SUBTOTAL-500 SUPPLIES AND MATERIALS							
511	CLASSROOM SUPPLIES	.00	5,048.88	2,270.59	9,243.55	-11,514.14	.00
	TOTAL SUPPLIES AND MATERIALS	.00	5,048.88	2,270.59	9,243.55	-11,514.14	.00
	TOTAL INSTRUCTIONAL FEES HIGH	.00	5,048.88	2,270.59	9,243.55	-11,514.14	.00
FUND/SCC-0119231 ROTARY - SPEC SRV./SPECIA							
1ST SUBTOTAL-500 SUPPLIES AND MATERIALS							
519	OTHER GENERAL SUPPL	11,684.00	.00	11,684.00	.00	.00	100.00
	TOTAL SUPPLIES AND MATERIALS	11,684.00	.00	11,684.00	.00	.00	100.00
	TOTAL ROTARY - SPEC SRV./SPEC	11,684.00	.00	11,684.00	.00	.00	100.00
FUND/SCC-0149238 SPECIAL ROTARY/RTA							
1ST SUBTOTAL-400 PURCHASED SERVICES							
483	TRANSP. FROM OTHER	.00	.00	4,462.50	.00	-4,462.50	.00
	TOTAL PURCHASED SERVICES	.00	.00	4,462.50	.00	-4,462.50	.00
	TOTAL SPECIAL ROTARY/RTA	.00	.00	4,462.50	.00	-4,462.50	.00
FUND/SCC-0149240 WOODBURY SWIM CAPS							
1ST SUBTOTAL-500 SUPPLIES AND MATERIALS							
551	SUPPLIES FOR RESALE	.00	.00	940.00	.00	-940.00	.00
	TOTAL SUPPLIES AND MATERIALS	.00	.00	940.00	.00	-940.00	.00
	TOTAL WOODBURY SWIM CAPS	.00	.00	940.00	.00	-940.00	.00
FUND/SCC-0149241 TRANSCRIPT FEES							
1ST SUBTOTAL-400 PURCHASED SERVICES							
419	OTHER PROF. & TECH.	.00	.00	.00	1,258.57	-1,258.57	.00
	TOTAL PURCHASED SERVICES	.00	.00	.00	1,258.57	-1,258.57	.00
	TOTAL TRANSCRIPT FEES	.00	.00	.00	1,258.57	-1,258.57	.00
FUND/SCC-0189257 WOODBURY 6TH GRADE CAMP							
1ST SUBTOTAL-400 PURCHASED SERVICES							
425	RENTALS	14,092.80	.00	14,092.80	.00	.00	100.00
	TOTAL PURCHASED SERVICES	14,092.80	.00	14,092.80	.00	.00	100.00

POWERSCHOOL  
DATE: 09/20/2021  
TIME: 14:33:32

SHAKER HEIGHTS CITY SCHOOLS  
EXPENDITURE STATUS REPORT

PAGE NUMBER: 8  
EXPSTA11

SELECTION CRITERIA: ALL  
ACCOUNTING PERIOD: 2/22

SORTED BY: FUND/SCC,1ST SUBTOTAL,ACCOUNT  
TOALED ON: FUND/SCC,1ST SUBTOTAL  
PAGE BREAKS ON:

FUND/SCC-0189257 WOODBURY 6TH GRADE CAMP  
1ST SUBTOTAL-400 PURCHASED SERVICES

ACCOUNT	TITLE	BUDGET	PERIOD EXPENDITURES	ENCUMBRANCES OUTSTANDING	YEAR TO DATE EXP	AVAILABLE BALANCE	YTD/ BUD
TOTAL WOODBURY 6TH GRADE CAMP		14,092.80	.00	14,092.80	.00	.00	100.00
FUND/SCC-0189259 IMMERSION TRIPS CAMBODIA							
1ST SUBTOTAL-400 PURCHASED SERVICES							
432 CERTIFIED MEETING E		.00	.00	3,200.00	.00	-3,200.00	.00
TOTAL PURCHASED SERVICES		.00	.00	3,200.00	.00	-3,200.00	.00
TOTAL IMMERSION TRIPS CAMBODI		.00	.00	3,200.00	.00	-3,200.00	.00
FUND/SCC-0189283 PUBLIC SCHOOL SUPPORT - L							
1ST SUBTOTAL-500 SUPPLIES AND MATERIALS							
519 OTHER GENERAL SUPPL		.00	210.00	150.00	210.00	-360.00	.00
TOTAL SUPPLIES AND MATERIALS		.00	210.00	150.00	210.00	-360.00	.00
TOTAL PUBLIC SCHOOL SUPPORT -		.00	210.00	150.00	210.00	-360.00	.00
FUND/SCC-0189286 PUBLIC SCHOOL SUPPORT - W							
1ST SUBTOTAL-500 SUPPLIES AND MATERIALS							
519 OTHER GENERAL SUPPL		.00	.00	3,485.00	.00	-3,485.00	.00
TOTAL SUPPLIES AND MATERIALS		.00	.00	3,485.00	.00	-3,485.00	.00
TOTAL PUBLIC SCHOOL SUPPORT -		.00	.00	3,485.00	.00	-3,485.00	.00
FUND/SCC-0189287 PUBLIC SCHOOL SUPPORT - M							
1ST SUBTOTAL-500 SUPPLIES AND MATERIALS							
519 OTHER GENERAL SUPPL		1,860.35	.00	2,332.46	5,824.18	-6,296.29	438.45
TOTAL SUPPLIES AND MATERIALS		1,860.35	.00	2,332.46	5,824.18	-6,296.29	438.45
TOTAL PUBLIC SCHOOL SUPPORT -		1,860.35	.00	2,332.46	5,824.18	-6,296.29	438.45
FUND/SCC-0189288 PUBLIC SCHOOL SUPPORT - H							
1ST SUBTOTAL-400 PURCHASED SERVICES							
419 OTHER PROF. & TECH.		984.00	.00	984.00	.00	.00	100.00
TOTAL PURCHASED SERVICES		984.00	.00	984.00	.00	.00	100.00
1ST SUBTOTAL-500 SUPPLIES AND MATERIALS							
511 CLASSROOM SUPPLIES		387.34	84.37	780.22	157.12	-550.00	241.99
519 OTHER GENERAL SUPPL		.00	3,556.90	2,000.00	3,556.90	-5,556.90	.00
569 OTHER		2,375.00	.00	2,375.00	.00	.00	100.00
TOTAL SUPPLIES AND MATERIALS		2,762.34	3,641.27	5,155.22	3,714.02	-6,106.90	321.08
TOTAL PUBLIC SCHOOL SUPPORT -		3,746.34	3,641.27	6,139.22	3,714.02	-6,106.90	263.01
FUND/SCC-0189289 PTO GRANTS - HIGH SCHOOL							
1ST SUBTOTAL-400 PURCHASED SERVICES							
419 OTHER PROF. & TECH.		100.00	.00	100.00	.00	.00	100.00

POWERSCHOOL  
DATE: 09/20/2021  
TIME: 14:33:32

SHAKER HEIGHTS CITY SCHOOLS  
EXPENDITURE STATUS REPORT

PAGE NUMBER: 9  
EXPSTA11

SELECTION CRITERIA: ALL  
ACCOUNTING PERIOD: 2/22

SORTED BY: FUND/SCC,1ST SUBTOTAL,ACCOUNT  
TOTALLED ON: FUND/SCC,1ST SUBTOTAL  
PAGE BREAKS ON:

FUND/SCC-0189289 PTO GRANTS - HIGH SCHOOL  
1ST SUBTOTAL-400 PURCHASED SERVICES

ACCOUNT	TITLE	BUDGET	PERIOD EXPENDITURES	ENCUMBRANCES OUTSTANDING	YEAR TO DATE EXP	AVAILABLE BALANCE	YTD/ BUD
TOTAL PURCHASED SERVICES		100.00	.00	100.00	.00	.00	100.00
1ST SUBTOTAL-500 SUPPLIES AND MATERIALS							
511 CLASSROOM SUPPLIES		.00	1,098.25	.00	1,098.25	-1,098.25	.00
519 OTHER GENERAL SUPPL		.00	.00	5,000.00	.00	-5,000.00	.00
TOTAL SUPPLIES AND MATERIALS		.00	1,098.25	5,000.00	1,098.25	-6,098.25	.00
TOTAL PTO GRANTS - HIGH SCHOO		100.00	1,098.25	5,100.00	1,098.25	-6,098.25	6198.25
FUND/SCC-0220000 STRS							
1ST SUBTOTAL-200 EMPLOYEE RETIREMNT & INS.							
211 STRS-EMPLOYER'S SHA		.00	34,204.92	.00	65,322.28	-65,322.28	.00
TOTAL EMPLOYEE RETIREMNT & IN		.00	34,204.92	.00	65,322.28	-65,322.28	.00
TOTAL STRS		.00	34,204.92	.00	65,322.28	-65,322.28	.00
FUND/SCC-0229269 ANTHEM OPT LIFE INSURANCE							
1ST SUBTOTAL-200 EMPLOYEE RETIREMNT & INS.							
242 LIFE INSURANCE		.00	3,510.16	.00	6,996.22	-6,996.22	.00
TOTAL EMPLOYEE RETIREMNT & IN		.00	3,510.16	.00	6,996.22	-6,996.22	.00
TOTAL ANTHEM OPT LIFE INSURAN		.00	3,510.16	.00	6,996.22	-6,996.22	.00
FUND/SCC-0229270 STRS PICKUP							
1ST SUBTOTAL-200 EMPLOYEE RETIREMNT & INS.							
212 STRS-EMPLOYER'S SHA		.00	.00	.00	.00	.00	.00
TOTAL EMPLOYEE RETIREMNT & IN		.00	.00	.00	.00	.00	.00
TOTAL STRS PICKUP		.00	.00	.00	.00	.00	.00
FUND/SCC-0229271 MEDICARE TAX							
1ST SUBTOTAL-200 EMPLOYEE RETIREMNT & INS.							
213 SOCIAL SECURITY		.00	.00	.00	.00	.00	.00
223 SOCIAL SECURITY		.00	.00	.00	.00	.00	.00
TOTAL EMPLOYEE RETIREMNT & IN		.00	.00	.00	.00	.00	.00
TOTAL MEDICARE TAX		.00	.00	.00	.00	.00	.00
FUND/SCC-0229272 SERS							
1ST SUBTOTAL-200 EMPLOYEE RETIREMNT & INS.							
221 SERS-EMPLOYER'S SHA		.00	25,413.39	.00	47,506.90	-47,506.90	.00
TOTAL EMPLOYEE RETIREMNT & IN		.00	25,413.39	.00	47,506.90	-47,506.90	.00
TOTAL SERS		.00	25,413.39	.00	47,506.90	-47,506.90	.00
FUND/SCC-0229273 SERS PICKUP							

POWERSCHOOL  
DATE: 09/20/2021  
TIME: 14:33:32

SHAKER HEIGHTS CITY SCHOOLS  
EXPENDITURE STATUS REPORT

PAGE NUMBER: 10  
EXPSTA11

SELECTION CRITERIA: ALL  
ACCOUNTING PERIOD: 2/22

SORTED BY: FUND/SCC,1ST SUBTOTAL,ACCOUNT  
TOTALLED ON: FUND/SCC,1ST SUBTOTAL  
PAGE BREAKS ON:

FUND/SCC-0229273 SERS PICKUP  
1ST SUBTOTAL-200 EMPLOYEE RETIREMNT & INS.

ACCOUNT	TITLE	BUDGET	PERIOD EXPENDITURES	ENCUMBRANCES OUTSTANDING	YEAR TO DATE EXP	AVAILABLE BALANCE	YTD/ BUD
1ST SUBTOTAL-200 EMPLOYEE RETIREMNT & INS.							
222	SERS-EMPLOYER'S SHA	.00	.00	.00	.00	.00	.00
	TOTAL EMPLOYEE RETIREMNT & IN	.00	.00	.00	.00	.00	.00
	TOTAL SERS PICKUP	.00	.00	.00	.00	.00	.00
FUND/SCC-0229290 ALLSTATE VOLUNTARY INSURA							
1ST SUBTOTAL-200 EMPLOYEE RETIREMNT & INS.							
242	LIFE INSURANCE	.00	17,966.70	.00	36,163.24	-36,163.24	.00
	TOTAL EMPLOYEE RETIREMNT & IN	.00	17,966.70	.00	36,163.24	-36,163.24	.00
	TOTAL ALLSTATE VOLUNTARY INSU	.00	17,966.70	.00	36,163.24	-36,163.24	.00
FUND/SCC-0229291 LINCOLN NATIONAL LTD							
1ST SUBTOTAL-200 EMPLOYEE RETIREMNT & INS.							
242	LIFE INSURANCE	.00	3,690.50	.00	7,426.42	-7,426.42	.00
	TOTAL EMPLOYEE RETIREMNT & IN	.00	3,690.50	.00	7,426.42	-7,426.42	.00
	TOTAL LINCOLN NATIONAL LTD	.00	3,690.50	.00	7,426.42	-7,426.42	.00
FUND/SCC-0229293 MEDICAL MUTUAL FLEX PLAN							
1ST SUBTOTAL-800 OTHER OBJECTS							
849	OTHER DUES AND FEES	.00	815.40	.00	1,636.20	-1,636.20	.00
859	OTHER INSURANCE	.00	18,858.99	.00	27,438.71	-27,438.71	.00
	TOTAL OTHER OBJECTS	.00	19,674.39	.00	29,074.91	-29,074.91	.00
	TOTAL MEDICAL MUTUAL FLEX PLA	.00	19,674.39	.00	29,074.91	-29,074.91	.00
FUND/SCC-0229294 LEGAL SHIELD EMPLOYEE PD							
1ST SUBTOTAL-200 EMPLOYEE RETIREMNT & INS.							
242	LIFE INSURANCE	.00	1,152.90	.00	2,223.15	-2,223.15	.00
	TOTAL EMPLOYEE RETIREMNT & IN	.00	1,152.90	.00	2,223.15	-2,223.15	.00
	TOTAL LEGAL SHIELD EMPLOYEE P	.00	1,152.90	.00	2,223.15	-2,223.15	.00
FUND/SCC-0229801 HATHAWAY BROWN-AGENCY							
1ST SUBTOTAL-100 PERSONAL SERVICES							
111	REGULAR	.00	21,265.14	.00	42,325.01	-42,325.01	.00
121	SICK LEAVE	.00	.00	.00	205.27	-205.27	.00
	TOTAL PERSONAL SERVICES	.00	21,265.14	.00	42,530.28	-42,530.28	.00
1ST SUBTOTAL-200 EMPLOYEE RETIREMNT & INS.							
211	STRS-EMPLOYER'S SHA	.00	2,977.12	.00	5,954.24	-5,954.24	.00
213	SOCIAL SECURITY	.00	297.94	.00	595.88	-595.88	.00
241	MEDICAL/HOSPITALIZA	.00	3,611.04	.00	7,222.08	-7,222.08	.00
242	LIFE INSURANCE	.00	23.10	.00	46.20	-46.20	.00

POWERSCHOOL  
DATE: 09/20/2021  
TIME: 14:33:32

SHAKER HEIGHTS CITY SCHOOLS  
EXPENDITURE STATUS REPORT

PAGE NUMBER: 11  
EXPSTA11

SELECTION CRITERIA: ALL  
ACCOUNTING PERIOD: 2/22

SORTED BY: FUND/SCC,1ST SUBTOTAL,ACCOUNT  
TOTALLED ON: FUND/SCC,1ST SUBTOTAL  
PAGE BREAKS ON:

FUND/SCC-0229801 HATHAWAY BROWN-AGENCY  
1ST SUBTOTAL-200 EMPLOYEE RETIREMNT & INS.

ACCOUNT	- - - - TITLE - - - -	BUDGET	PERIOD EXPENDITURES	ENCUMBRANCES OUTSTANDING	YEAR TO DATE EXP	AVAILABLE BALANCE	YTD/ BUD
243	DENTAL INSURANCE	.00	290.34	.00	580.68	-580.68	.00
249	CERTIFIED OTHER INS	.00	896.52	.00	1,793.04	-1,793.04	.00
	TOTAL EMPLOYEE RETIREMNT & IN	.00	8,096.06	.00	16,192.12	-16,192.12	.00
	TOTAL HATHAWAY BROWN-AGENCY	.00	29,361.20	.00	58,722.40	-58,722.40	.00

FUND/SCC-0229802 LAUREL SCHOOL-AGENCY  
1ST SUBTOTAL-100 PERSONAL SERVICES

111	REGULAR	.00	7,531.42	.00	15,062.84	-15,062.84	.00
	TOTAL PERSONAL SERVICES	.00	7,531.42	.00	15,062.84	-15,062.84	.00

1ST SUBTOTAL-200 EMPLOYEE RETIREMNT & INS.

211	STRS-EMPLOYER'S SHA	.00	1,054.40	.00	2,108.80	-2,108.80	.00
213	SOCIAL SECURITY	.00	105.72	.00	211.44	-211.44	.00
241	MEDICAL/HOSPITALIZA	.00	1,203.68	.00	2,407.36	-2,407.36	.00
242	LIFE INSURANCE	.00	6.92	.00	13.84	-13.84	.00
243	DENTAL INSURANCE	.00	96.78	.00	193.56	-193.56	.00
249	CERTIFIED OTHER INS	.00	298.84	.00	597.68	-597.68	.00
	TOTAL EMPLOYEE RETIREMNT & IN	.00	2,766.34	.00	5,532.68	-5,532.68	.00
	TOTAL LAUREL SCHOOL-AGENCY	.00	10,297.76	.00	20,595.52	-20,595.52	.00

FUND/SCC-0229804 GRANT HOLDING ACCOUNT  
1ST SUBTOTAL-500 SUPPLIES AND MATERIALS

511	CLASSROOM SUPPLIES	.00	-608,521.21	.00	-613,649.78	613,649.78	.00
	TOTAL SUPPLIES AND MATERIALS	.00	-608,521.21	.00	-613,649.78	613,649.78	.00
	TOTAL GRANT HOLDING ACCOUNT	.00	-608,521.21	.00	-613,649.78	613,649.78	.00

FUND/SCC-0229806 UNIVERSITY SCHOOL-AGENCY  
1ST SUBTOTAL-100 PERSONAL SERVICES

111	REGULAR	.00	7,402.76	.00	14,805.52	-14,805.52	.00
	TOTAL PERSONAL SERVICES	.00	7,402.76	.00	14,805.52	-14,805.52	.00

1ST SUBTOTAL-200 EMPLOYEE RETIREMNT & INS.

211	STRS-EMPLOYER'S SHA	.00	1,036.38	.00	2,072.76	-2,072.76	.00
213	SOCIAL SECURITY	.00	103.88	.00	207.76	-207.76	.00
241	MEDICAL/HOSPITALIZA	.00	1,203.68	.00	2,407.36	-2,407.36	.00
242	LIFE INSURANCE	.00	7.70	.00	15.40	-15.40	.00
243	DENTAL INSURANCE	.00	96.78	.00	193.56	-193.56	.00
249	CERTIFIED OTHER INS	.00	298.84	.00	597.68	-597.68	.00
	TOTAL EMPLOYEE RETIREMNT & IN	.00	2,747.26	.00	5,494.52	-5,494.52	.00
	TOTAL UNIVERSITY SCHOOL-AGENC	.00	10,150.02	.00	20,300.04	-20,300.04	.00

FUND/SCC-0240000 EMP. BEN/SELF INS.PRESCRI

POWERSCHOOL  
DATE: 09/20/2021  
TIME: 14:33:32

SHAKER HEIGHTS CITY SCHOOLS  
EXPENDITURE STATUS REPORT

PAGE NUMBER: 12  
EXPSTA11

SELECTION CRITERIA: ALL  
ACCOUNTING PERIOD: 2/22

SORTED BY: FUND/SCC,1ST SUBTOTAL,ACCOUNT  
TOTALLED ON: FUND/SCC,1ST SUBTOTAL  
PAGE BREAKS ON:

FUND/SCC-0240000 EMP. BEN/SELF INS.PRESCRI  
1ST SUBTOTAL-800 OTHER OBJECTS

ACCOUNT	- - - - TITLE - - - -	BUDGET	PERIOD EXPENDITURES	ENCUMBRANCES OUTSTANDING	YEAR TO DATE EXP	AVAILABLE BALANCE	YTD/ BUD
1ST SUBTOTAL-800 OTHER OBJECTS							
856	BENEFITS AND CLAIMS	.00	189,009.90	.00	384,215.99	-384,215.99	.00
	TOTAL OTHER OBJECTS	.00	189,009.90	.00	384,215.99	-384,215.99	.00
	TOTAL EMP. BEN/SELF INS.PRESC	.00	189,009.90	.00	384,215.99	-384,215.99	.00
FUND/SCC-0249261 EMP. BEN/SELF INS./DENTAL							
1ST SUBTOTAL-400 PURCHASED SERVICES							
491	THIRD PARTY ADMINIS	.00	2,513.70	.00	5,044.50	-5,044.50	.00
	TOTAL PURCHASED SERVICES	.00	2,513.70	.00	5,044.50	-5,044.50	.00
1ST SUBTOTAL-800 OTHER OBJECTS							
856	BENEFITS AND CLAIMS	.00	63,576.23	.00	125,110.08	-125,110.08	.00
	TOTAL OTHER OBJECTS	.00	63,576.23	.00	125,110.08	-125,110.08	.00
	TOTAL EMP. BEN/SELF INS./DENT	.00	66,089.93	.00	130,154.58	-130,154.58	.00
FUND/SCC-0249262 EMP. BEN/SELF INS./HEALTH							
1ST SUBTOTAL-400 PURCHASED SERVICES							
491	THIRD PARTY ADMINIS	.00	25,792.08	.00	51,687.88	-51,687.88	.00
492	STOP LOSS INSURANCE	.00	68,646.16	.00	137,578.10	-137,578.10	.00
499	OTHER PURCHASED SER	.00	4,100.00	.00	8,200.00	-8,200.00	.00
	TOTAL PURCHASED SERVICES	.00	98,538.24	.00	197,465.98	-197,465.98	.00
1ST SUBTOTAL-800 OTHER OBJECTS							
856	BENEFITS AND CLAIMS	.00	1,130,000.26	.00	1,863,547.30	-1,863,547.30	.00
889	OTHER AWARDS AND PR	.00	.00	17,080.00	.00	-17,080.00	.00
	TOTAL OTHER OBJECTS	.00	1,130,000.26	17,080.00	1,863,547.30	-1,880,627.30	.00
	TOTAL EMP. BEN/SELF INS./HEAL	.00	1,228,538.50	17,080.00	2,061,013.28	-2,078,093.28	.00
FUND/SCC-0249264 EMP. BEN/SELF INS./COBRA							
1ST SUBTOTAL-800 OTHER OBJECTS							
856	BENEFITS AND CLAIMS	.00	819.41	.00	819.41	-819.41	.00
	TOTAL OTHER OBJECTS	.00	819.41	.00	819.41	-819.41	.00
	TOTAL EMP. BEN/SELF INS./COBR	.00	819.41	.00	819.41	-819.41	.00
FUND/SCC-0249270 ANTHEM LIFE INSURANCE							
1ST SUBTOTAL-200 EMPLOYEE RETIREMNT & INS.							
242	LIFE INSURANCE	.00	6,230.84	.00	12,464.76	-12,464.76	.00
	TOTAL EMPLOYEE RETIREMNT & IN	.00	6,230.84	.00	12,464.76	-12,464.76	.00
	TOTAL ANTHEM LIFE INSURANCE	.00	6,230.84	.00	12,464.76	-12,464.76	.00
FUND/SCC-2009501 STUDENT ACTIVITY/BOOKSTOR							

POWERSCHOOL  
DATE: 09/20/2021  
TIME: 14:33:32

SHAKER HEIGHTS CITY SCHOOLS  
EXPENDITURE STATUS REPORT

PAGE NUMBER: 13  
EXPSTA11

SELECTION CRITERIA: ALL  
ACCOUNTING PERIOD: 2/22

SORTED BY: FUND/SCC,1ST SUBTOTAL,ACCOUNT  
TOTALED ON: FUND/SCC,1ST SUBTOTAL  
PAGE BREAKS ON:

FUND/SCC-2009501 STUDENT ACTIVITY/BOOKSTOR  
1ST SUBTOTAL-500 SUPPLIES AND MATERIALS

ACCOUNT	TITLE	BUDGET	PERIOD EXPENDITURES	ENCUMBRANCES OUTSTANDING	YEAR TO DATE EXP	AVAILABLE BALANCE	YTD/ BUD
1ST SUBTOTAL-500 SUPPLIES AND MATERIALS							
519 OTHER GENERAL SUPPL		.00	.00	364.32	.00	-364.32	.00
TOTAL SUPPLIES AND MATERIALS		.00	.00	364.32	.00	-364.32	.00
TOTAL STUDENT ACTIVITY/BOOKST		.00	.00	364.32	.00	-364.32	.00
FUND/SCC-2009502 STUDENT ACTIVITY/CHEERLEA							
1ST SUBTOTAL-400 PURCHASED SERVICES							
434 NONCERTIFIED MEETIN		.00	.00	.00	4,704.00	-4,704.00	.00
TOTAL PURCHASED SERVICES		.00	.00	.00	4,704.00	-4,704.00	.00
1ST SUBTOTAL-500 SUPPLIES AND MATERIALS							
519 OTHER GENERAL SUPPL		1,545.89	.00	231.88	1,314.01	.00	100.00
TOTAL SUPPLIES AND MATERIALS		1,545.89	.00	231.88	1,314.01	.00	100.00
TOTAL STUDENT ACTIVITY/CHEERL		1,545.89	.00	231.88	6,018.01	-4,704.00	404.29
FUND/SCC-2009521 STUDENT ACTIVITY/DRAMA							
1ST SUBTOTAL-400 PURCHASED SERVICES							
419 OTHER PROF. & TECH.		150.00	2,356.55	1,093.45	2,356.55	-3,300.00	2300.00
TOTAL PURCHASED SERVICES		150.00	2,356.55	1,093.45	2,356.55	-3,300.00	2300.00
1ST SUBTOTAL-500 SUPPLIES AND MATERIALS							
519 OTHER GENERAL SUPPL		1,346.02	.00	1,346.02	.00	.00	100.00
TOTAL SUPPLIES AND MATERIALS		1,346.02	.00	1,346.02	.00	.00	100.00
TOTAL STUDENT ACTIVITY/DRAMA		1,496.02	2,356.55	2,439.47	2,356.55	-3,300.00	320.59
FUND/SCC-2009528 STUDENT ACTIVITY/GRISTMIL							
1ST SUBTOTAL-400 PURCHASED SERVICES							
419 OTHER PROF. & TECH.		8,780.72	.00	8,780.72	.00	.00	100.00
TOTAL PURCHASED SERVICES		8,780.72	.00	8,780.72	.00	.00	100.00
TOTAL STUDENT ACTIVITY/GRISTM		8,780.72	.00	8,780.72	.00	.00	100.00
FUND/SCC-2009531 STUDENT ACTIVITY/INSTRUME							
1ST SUBTOTAL-400 PURCHASED SERVICES							
419 OTHER PROF. & TECH.		1,200.00	.00	2,660.00	40.00	-1,500.00	225.00
TOTAL PURCHASED SERVICES		1,200.00	.00	2,660.00	40.00	-1,500.00	225.00
1ST SUBTOTAL-500 SUPPLIES AND MATERIALS							
519 OTHER GENERAL SUPPL		.00	3,910.00	4,540.00	4,364.72	-8,904.72	.00
TOTAL SUPPLIES AND MATERIALS		.00	3,910.00	4,540.00	4,364.72	-8,904.72	.00
1ST SUBTOTAL-800 OTHER OBJECTS							
889 OTHER AWARDS AND PR		300.00	.00	110.90	189.10	.00	100.00

POWERSCHOOL  
DATE: 09/20/2021  
TIME: 14:33:32

SHAKER HEIGHTS CITY SCHOOLS  
EXPENDITURE STATUS REPORT

PAGE NUMBER: 14  
EXPSTA11

SELECTION CRITERIA: ALL  
ACCOUNTING PERIOD: 2/22

SORTED BY: FUND/SCC,1ST SUBTOTAL,ACCOUNT  
TOTALED ON: FUND/SCC,1ST SUBTOTAL  
PAGE BREAKS ON:

FUND/SCC-2009531 STUDENT ACTIVITY/INSTRUME  
1ST SUBTOTAL-800 OTHER OBJECTS

ACCOUNT	TITLE	BUDGET	PERIOD EXPENDITURES	ENCUMBRANCES OUTSTANDING	YEAR TO DATE EXP	AVAILABLE BALANCE	YTD/ BUD
TOTAL OTHER OBJECTS		300.00	.00	110.90	189.10	.00	100.00
TOTAL STUDENT ACTIVITY/INSTRU		1,500.00	3,910.00	7,310.90	4,593.82	-10,404.72	793.65
FUND/SCC-2009533 STUDENT ACTIVITY/S.G.O.R.							
1ST SUBTOTAL-500 SUPPLIES AND MATERIALS							
519 OTHER GENERAL SUPPL		.00	.00	.00	521.00	-521.00	.00
TOTAL SUPPLIES AND MATERIALS		.00	.00	.00	521.00	-521.00	.00
TOTAL STUDENT ACTIVITY/S.G.O.		.00	.00	.00	521.00	-521.00	.00
FUND/SCC-2009534 STUDENT ACTIVITY/RUGBY CL							
1ST SUBTOTAL-500 SUPPLIES AND MATERIALS							
519 OTHER GENERAL SUPPL		221.26	221.26	.00	221.26	.00	100.00
TOTAL SUPPLIES AND MATERIALS		221.26	221.26	.00	221.26	.00	100.00
TOTAL STUDENT ACTIVITY/RUGBY		221.26	221.26	.00	221.26	.00	100.00
FUND/SCC-2009586 RAIDERETTES (STUDENT ACTI							
1ST SUBTOTAL-500 SUPPLIES AND MATERIALS							
519 OTHER GENERAL SUPPL		.00	1,629.10	162.00	2,111.40	-2,273.40	.00
TOTAL SUPPLIES AND MATERIALS		.00	1,629.10	162.00	2,111.40	-2,273.40	.00
TOTAL RAIDERETTES (STUDENT AC		.00	1,629.10	162.00	2,111.40	-2,273.40	.00
FUND/SCC-2009588 IB COMMUNITY SERVICE PROJ							
1ST SUBTOTAL-500 SUPPLIES AND MATERIALS							
519 OTHER GENERAL SUPPL		54.00	.00	54.00	.00	.00	100.00
TOTAL SUPPLIES AND MATERIALS		54.00	.00	54.00	.00	.00	100.00
TOTAL IB COMMUNITY SERVICE PR		54.00	.00	54.00	.00	.00	100.00
FUND/SCC-2009601 CLASS OF 2020							
1ST SUBTOTAL-500 SUPPLIES AND MATERIALS							
519 OTHER GENERAL SUPPL		.00	.00	.00	100.00	-100.00	.00
TOTAL SUPPLIES AND MATERIALS		.00	.00	.00	100.00	-100.00	.00
TOTAL CLASS OF 2020		.00	.00	.00	100.00	-100.00	.00
FUND/SCC-2009602 CLASS OF 2021							
1ST SUBTOTAL-400 PURCHASED SERVICES							
419 OTHER PROF. & TECH.		8,670.30	.00	8,670.30	.00	.00	100.00
TOTAL PURCHASED SERVICES		8,670.30	.00	8,670.30	.00	.00	100.00
TOTAL CLASS OF 2021		8,670.30	.00	8,670.30	.00	.00	100.00



POWERSCHOOL  
DATE: 09/20/2021  
TIME: 14:33:32

SHAKER HEIGHTS CITY SCHOOLS  
EXPENDITURE STATUS REPORT

PAGE NUMBER: 15  
EXPSTA11

SELECTION CRITERIA: ALL  
ACCOUNTING PERIOD: 2/22

SORTED BY: FUND/SCC,1ST SUBTOTAL,ACCOUNT  
TOALED ON: FUND/SCC,1ST SUBTOTAL  
PAGE BREAKS ON:

FUND/SCC-3009601 ATHLETICS/H.S. MEN'S ATHL  
1ST SUBTOTAL-400 PURCHASED SERVICES

ACCOUNT	TITLE	BUDGET	PERIOD EXPENDITURES	ENCUMBRANCES OUTSTANDING	YEAR TO DATE EXP	AVAILABLE BALANCE	YTD/ BUD
FUND/SCC-3009601	ATHLETICS/H.S. MEN'S ATHL						
419	OTHER PROF. & TECH.	5,175.00	620.00	15,620.00	620.00	-11,065.00	313.82
425	RENTALS	1,500.00	.00	1,500.00	.00	.00	100.00
439	OTHER TRAV./MEET EX	.00	.00	.00	3,484.59	-3,484.59	.00
483	TRANSP. FROM OTHER	.00	1,220.00	.00	1,220.00	-1,220.00	.00
489	TRANSPORTATION OTHR	.00	.00	1,160.00	.00	-1,160.00	.00
	TOTAL PURCHASED SERVICES	6,675.00	1,840.00	18,280.00	5,324.59	-16,929.59	353.63
1ST SUBTOTAL-500	SUPPLIES AND MATERIALS						
516	SOFTWARE MATERIALS	900.00	-6,500.00	7,400.00	46.94	-6,546.94	827.44
519	OTHER GENERAL SUPPL	28,100.24	8,136.74	25,667.51	12,347.04	-9,914.31	135.28
560	FOOD & MATERIALS	.00	-87.73	.00	422.80	-422.80	.00
	TOTAL SUPPLIES AND MATERIALS	29,000.24	1,549.01	33,067.51	12,816.78	-16,884.05	158.22
1ST SUBTOTAL-600	CAPITAL OUTLAY						
640	EQUIPMENT	450.00	.00	4,927.77	.00	-4,477.77	1095.06
	TOTAL CAPITAL OUTLAY	450.00	.00	4,927.77	.00	-4,477.77	1095.06
1ST SUBTOTAL-800	OTHER OBJECTS						
849	OTHER DUES AND FEES	350.00	5,288.00	3,850.00	7,578.00	-11,078.00	3265.14
880	AWARDS AND PRIZES	354.43	262.50	837.31	262.50	-745.38	310.30
	TOTAL OTHER OBJECTS	704.43	5,550.50	4,687.31	7,840.50	-11,823.38	1778.43
	TOTAL ATHLETICS/H.S. MEN'S AT	36,829.67	8,939.51	60,962.59	25,981.87	-50,114.79	236.07
FUND/SCC-3009602	ATHLETICS/M.S. ATHLETICS						
1ST SUBTOTAL-500	SUPPLIES AND MATERIALS						
519	OTHER GENERAL SUPPL	4,662.50	1,470.00	13,442.53	1,470.00	-10,250.03	319.84
	TOTAL SUPPLIES AND MATERIALS	4,662.50	1,470.00	13,442.53	1,470.00	-10,250.03	319.84
1ST SUBTOTAL-800	OTHER OBJECTS						
849	OTHER DUES AND FEES	.00	900.00	.00	900.00	-900.00	.00
	TOTAL OTHER OBJECTS	.00	900.00	.00	900.00	-900.00	.00
	TOTAL ATHLETICS/M.S. ATHLETIC	4,662.50	2,370.00	13,442.53	2,370.00	-11,150.03	339.14
FUND/SCC-3009603	ATHLETICS/H.S. WOMEN'S AT						
1ST SUBTOTAL-400	PURCHASED SERVICES						
419	OTHER PROF. & TECH.	.00	.00	11,420.00	4,760.00	-16,180.00	.00
483	TRANSP. FROM OTHER	.00	1,220.00	.00	1,220.00	-1,220.00	.00
	TOTAL PURCHASED SERVICES	.00	1,220.00	11,420.00	5,980.00	-17,400.00	.00
1ST SUBTOTAL-500	SUPPLIES AND MATERIALS						
516	SOFTWARE MATERIALS	.00	-6,500.00	6,500.00	.00	-6,500.00	.00
519	OTHER GENERAL SUPPL	3,522.37	9,400.02	5,228.90	10,873.02	-12,579.55	457.13
	TOTAL SUPPLIES AND MATERIALS	3,522.37	2,900.02	11,728.90	10,873.02	-19,079.55	641.67

POWERSCHOOL  
DATE: 09/20/2021  
TIME: 14:33:32

SHAKER HEIGHTS CITY SCHOOLS  
EXPENDITURE STATUS REPORT

PAGE NUMBER: 16  
EXPSTA11

SELECTION CRITERIA: ALL  
ACCOUNTING PERIOD: 2/22

SORTED BY: FUND/SCC,1ST SUBTOTAL,ACCOUNT  
TOTALED ON: FUND/SCC,1ST SUBTOTAL  
PAGE BREAKS ON:

FUND/SCC-3009603 ATHLETICS/H.S. WOMEN'S AT  
1ST SUBTOTAL-500 SUPPLIES AND MATERIALS

ACCOUNT	TITLE	BUDGET	PERIOD EXPENDITURES	ENCUMBRANCES OUTSTANDING	YEAR TO DATE EXP	AVAILABLE BALANCE	YTD/ BUD
1ST SUBTOTAL-600 CAPITAL OUTLAY							
640 EQUIPMENT		450.00	.00	4,525.29	.00	-4,075.29	1005.62
TOTAL CAPITAL OUTLAY		450.00	.00	4,525.29	.00	-4,075.29	1005.62
1ST SUBTOTAL-800 OTHER OBJECTS							
849 OTHER DUES AND FEES		.00	562.00	2,725.00	637.00	-3,362.00	.00
880 AWARDS AND PRIZES		249.57	47.25	782.57	47.25	-580.25	332.50
TOTAL OTHER OBJECTS		249.57	609.25	3,507.57	684.25	-3,942.25	1679.62
TOTAL ATHLETICS/H.S. WOMEN'S		4,221.94	4,729.27	31,181.76	17,537.27	-44,497.09	1153.95
FUND/SCC-3009608 ATHLETICS/GIRLS' VOLLEYBA							
1ST SUBTOTAL-500 SUPPLIES AND MATERIALS							
519 OTHER GENERAL SUPPL		2,565.00	980.00	2,565.00	980.00	-980.00	138.21
TOTAL SUPPLIES AND MATERIALS		2,565.00	980.00	2,565.00	980.00	-980.00	138.21
TOTAL ATHLETICS/GIRLS' VOLLEY		2,565.00	980.00	2,565.00	980.00	-980.00	138.21
FUND/SCC-3009614 ATHLETICS/BASKETBALL FUND							
1ST SUBTOTAL-500 SUPPLIES AND MATERIALS							
519 OTHER GENERAL SUPPL		.00	.00	.00	362.50	-362.50	.00
TOTAL SUPPLIES AND MATERIALS		.00	.00	.00	362.50	-362.50	.00
TOTAL ATHLETICS/BASKETBALL FU		.00	.00	.00	362.50	-362.50	.00
FUND/SCC-3009618 GIRLS GOLF							
1ST SUBTOTAL-500 SUPPLIES AND MATERIALS							
519 OTHER GENERAL SUPPL		795.00	.00	795.00	.00	.00	100.00
TOTAL SUPPLIES AND MATERIALS		795.00	.00	795.00	.00	.00	100.00
TOTAL GIRLS GOLF		795.00	.00	795.00	.00	.00	100.00
FUND/SCC-3009620 GIRLS CROSS COUNTRY FUND							
1ST SUBTOTAL-500 SUPPLIES AND MATERIALS							
519 OTHER GENERAL SUPPL		540.00	486.00	.00	1,026.00	-486.00	190.00
TOTAL SUPPLIES AND MATERIALS		540.00	486.00	.00	1,026.00	-486.00	190.00
TOTAL GIRLS CROSS COUNTRY FUN		540.00	486.00	.00	1,026.00	-486.00	190.00
FUND/SCC-3009621 ATHLETICS - BOY LACROSSE							
1ST SUBTOTAL-400 PURCHASED SERVICES							
419 OTHER PROF. & TECH.		1,920.00	.00	1,920.00	.00	.00	100.00
TOTAL PURCHASED SERVICES		1,920.00	.00	1,920.00	.00	.00	100.00
1ST SUBTOTAL-500 SUPPLIES AND MATERIALS							

POWERSCHOOL  
DATE: 09/20/2021  
TIME: 14:33:32

SHAKER HEIGHTS CITY SCHOOLS  
EXPENDITURE STATUS REPORT

PAGE NUMBER: 17  
EXPSTA11

SELECTION CRITERIA: ALL  
ACCOUNTING PERIOD: 2/22

SORTED BY: FUND/SCC,1ST SUBTOTAL,ACCOUNT  
TOALED ON: FUND/SCC,1ST SUBTOTAL  
PAGE BREAKS ON:

FUND/SCC-3009621 ATHLETICS - BOY LACROSSE  
1ST SUBTOTAL-500 SUPPLIES AND MATERIALS

ACCOUNT	- - - - TITLE - - - -	BUDGET	PERIOD EXPENDITURES	ENCUMBRANCES OUTSTANDING	YEAR TO DATE EXP	AVAILABLE BALANCE	YTD/ BUD
519	OTHER GENERAL SUPPL	996.00	.00	996.00	.00	.00	100.00
	TOTAL SUPPLIES AND MATERIALS	996.00	.00	996.00	.00	.00	100.00
	TOTAL ATHLETICS - BOY LACROSS	2,916.00	.00	2,916.00	.00	.00	100.00
FUND/SCC-3009622 BOYS SOCCER FUND RAISING							
1ST SUBTOTAL-500 SUPPLIES AND MATERIALS							
519	OTHER GENERAL SUPPL	576.00	.00	996.25	.00	-420.25	172.96
	TOTAL SUPPLIES AND MATERIALS	576.00	.00	996.25	.00	-420.25	172.96
	TOTAL BOYS SOCCER FUND RAISING	576.00	.00	996.25	.00	-420.25	172.96
FUND/SCC-3009627 BOYS GOLF FUNDRAISER							
1ST SUBTOTAL-500 SUPPLIES AND MATERIALS							
519	OTHER GENERAL SUPPL	1,404.00	.00	1,404.00	.00	.00	100.00
	TOTAL SUPPLIES AND MATERIALS	1,404.00	.00	1,404.00	.00	.00	100.00
	TOTAL BOYS GOLF FUNDRAISER	1,404.00	.00	1,404.00	.00	.00	100.00
FUND/SCC-3009631 ARBITER PAY - ATHLETICS							
1ST SUBTOTAL-400 PURCHASED SERVICES							
419	OTHER PROF. & TECH.	.00	.00	.00	25,000.00	-25,000.00	.00
	TOTAL PURCHASED SERVICES	.00	.00	.00	25,000.00	-25,000.00	.00
	TOTAL ARBITER PAY - ATHLETICS	.00	.00	.00	25,000.00	-25,000.00	.00
FUND/SCC-4019103 ST. DOMINIC FY21							
1ST SUBTOTAL-100 PERSONAL SERVICES							
111	REGULAR	.00	2,955.74	.00	5,911.48	-5,911.48	.00
141	REGULAR	.00	3,140.16	.00	6,187.80	-6,187.80	.00
152	PERSONAL LEAVE	.00	.00	.00	92.52	-92.52	.00
	TOTAL PERSONAL SERVICES	.00	6,095.90	.00	12,191.80	-12,191.80	.00
1ST SUBTOTAL-200 EMPLOYEE RETIREMENT & INS.							
211	STRS-EMPLOYER'S SHA	.00	413.80	.00	827.60	-827.60	.00
213	SOCIAL SECURITY	.00	31.94	.00	63.88	-63.88	.00
221	SERS-EMPLOYER'S SHA	.00	493.02	.00	986.04	-986.04	.00
223	SOCIAL SECURITY	.00	40.82	.00	81.64	-81.64	.00
241	MEDICAL/HOSPITALIZA	.00	818.50	.00	1,637.00	-1,637.00	.00
242	LIFE INSURANCE	.00	5.24	.00	10.48	-10.48	.00
243	DENTAL INSURANCE	.00	65.80	.00	131.60	-131.60	.00
249	CERTIFIED OTHER INS	.00	203.22	.00	406.44	-406.44	.00
251	MEDICAL/HOSPITALIZA	.00	462.92	.00	925.84	-925.84	.00
252	LIFE INSURANCE	.00	9.40	.00	18.80	-18.80	.00
253	DENTAL INSURANCE	.00	34.10	.00	68.20	-68.20	.00
259	NONCERTIFIED INS BE	.00	113.86	.00	227.72	-227.72	.00

POWERSCHOOL  
DATE: 09/20/2021  
TIME: 14:33:32

SHAKER HEIGHTS CITY SCHOOLS  
EXPENDITURE STATUS REPORT

PAGE NUMBER: 18  
EXPSTA11

SELECTION CRITERIA: ALL  
ACCOUNTING PERIOD: 2/22

SORTED BY: FUND/SCC,1ST SUBTOTAL,ACCOUNT  
TOALED ON: FUND/SCC,1ST SUBTOTAL  
PAGE BREAKS ON:

FUND/SCC-4019103 ST. DOMINIC FY21  
1ST SUBTOTAL-200 EMPLOYEE RETIREMNT & INS.

ACCOUNT	TITLE	BUDGET	PERIOD EXPENDITURES	ENCUMBRANCES OUTSTANDING	YEAR TO DATE EXP	AVAILABLE BALANCE	YTD/ BUD
TOTAL EMPLOYEE RETIREMNT & IN		.00	2,692.62	.00	5,385.24	-5,385.24	.00
1ST SUBTOTAL-500 SUPPLIES AND MATERIALS							
511 CLASSROOM SUPPLIES		47.38	42.27	5.11	42.27	.00	100.00
TOTAL SUPPLIES AND MATERIALS		47.38	42.27	5.11	42.27	.00	100.00
TOTAL ST. DOMINIC FY21		47.38	8,830.79	5.11	17,619.31	-17,577.04	37198.02
FUND/SCC-4019202 ST DOMINIC FY22							
1ST SUBTOTAL-400 PURCHASED SERVICES							
419 OTHER PROF. & TECH.		.00	.00	37,300.00	.00	-37,300.00	.00
TOTAL PURCHASED SERVICES		.00	.00	37,300.00	.00	-37,300.00	.00
1ST SUBTOTAL-500 SUPPLIES AND MATERIALS							
516 SOFTWARE MATERIALS		.00	14,066.00	6,347.50	14,066.00	-20,413.50	.00
521 NEW TEXTBOOKS		.00	809.00	663.26	809.00	-1,472.26	.00
TOTAL SUPPLIES AND MATERIALS		.00	14,875.00	7,010.76	14,875.00	-21,885.76	.00
TOTAL ST DOMINIC FY22		.00	14,875.00	44,310.76	14,875.00	-59,185.76	.00
FUND/SCC-4019203 ST DOMINIC FY20							
1ST SUBTOTAL-500 SUPPLIES AND MATERIALS							
511 CLASSROOM SUPPLIES		42.35	42.35	.00	42.35	.00	100.00
TOTAL SUPPLIES AND MATERIALS		42.35	42.35	.00	42.35	.00	100.00
TOTAL ST DOMINIC FY20		42.35	42.35	.00	42.35	.00	100.00
FUND/SCC-4679320 STDT WELLNESS/SUCCESS							
1ST SUBTOTAL-400 PURCHASED SERVICES							
419 OTHER PROF. & TECH.		36,667.00	.00	36,667.00	.00	.00	100.00
TOTAL PURCHASED SERVICES		36,667.00	.00	36,667.00	.00	.00	100.00
TOTAL STDT WELLNESS/SUCCESS		36,667.00	.00	36,667.00	.00	.00	100.00
FUND/SCC-4999021 PARENT MENTOR GRANT FY21							
1ST SUBTOTAL-100 PERSONAL SERVICES							
141 REGULAR		.00	1,588.46	.00	3,176.92	-3,176.92	.00
TOTAL PERSONAL SERVICES		.00	1,588.46	.00	3,176.92	-3,176.92	.00
1ST SUBTOTAL-200 EMPLOYEE RETIREMNT & INS.							
221 SERS-EMPLOYER'S SHA		.00	249.38	.00	498.76	-498.76	.00
223 SOCIAL SECURITY		.00	22.98	.00	45.96	-45.96	.00
252 LIFE INSURANCE		.00	3.86	.00	7.72	-7.72	.00
TOTAL EMPLOYEE RETIREMNT & IN		.00	276.22	.00	552.44	-552.44	.00
TOTAL PARENT MENTOR GRANT FY2		.00	1,864.68	.00	3,729.36	-3,729.36	.00

POWERSCHOOL  
DATE: 09/20/2021  
TIME: 14:33:32

SHAKER HEIGHTS CITY SCHOOLS  
EXPENDITURE STATUS REPORT

PAGE NUMBER: 19  
EXPSTA11

SELECTION CRITERIA: ALL  
ACCOUNTING PERIOD: 2/22

SORTED BY: FUND/SCC,1ST SUBTOTAL,ACCOUNT  
TOTALLED ON: FUND/SCC,1ST SUBTOTAL  
PAGE BREAKS ON:

FUND/SCC-4999021 PARENT MENTOR GRANT FY21  
1ST SUBTOTAL-200 EMPLOYEE RETIREMNT & INS.

ACCOUNT	TITLE	BUDGET	PERIOD EXPENDITURES	ENCUMBRANCES OUTSTANDING	YEAR TO DATE EXP	AVAILABLE BALANCE	YTD/ BUD
FUND/SCC-4999903 SCHL SAFETY TRAINING FY21							
1ST SUBTOTAL-600 CAPITAL OUTLAY							
640	EQUIPMENT	25,068.23	.00	25,068.23	.00	.00	100.00
	TOTAL CAPITAL OUTLAY	25,068.23	.00	25,068.23	.00	.00	100.00
	TOTAL SCHL SAFETY TRAINING FY	25,068.23	.00	25,068.23	.00	.00	100.00
FUND/SCC-5079021 ESSER I							
1ST SUBTOTAL-500 SUPPLIES AND MATERIALS							
519	OTHER GENERAL SUPPL	.00	717.00	.00	1,434.01	-1,434.01	.00
	TOTAL SUPPLIES AND MATERIALS	.00	717.00	.00	1,434.01	-1,434.01	.00
	TOTAL ESSER I	.00	717.00	.00	1,434.01	-1,434.01	.00
FUND/SCC-5079022 ESSER II							
1ST SUBTOTAL-100 PERSONAL SERVICES							
111	REGULAR	.00	17,770.10	.00	35,540.20	-35,540.20	.00
112	TEMPORARY	.00	.00	.00	8,295.00	-8,295.00	.00
	TOTAL PERSONAL SERVICES	.00	17,770.10	.00	43,835.20	-43,835.20	.00
1ST SUBTOTAL-200 EMPLOYEE RETIREMNT & INS.							
211	STRS-EMPLOYER'S SHA	.00	2,487.82	.00	6,136.94	-6,136.94	.00
213	SOCIAL SECURITY	.00	250.30	.00	620.18	-620.18	.00
241	MEDICAL/HOSPITALIZA	.00	2,865.02	.00	5,730.04	-5,730.04	.00
242	LIFE INSURANCE	.00	23.10	.00	46.20	-46.20	.00
243	DENTAL INSURANCE	.00	227.28	.00	454.56	-454.56	.00
249	CERTIFIED OTHER INS	.00	710.24	.00	1,420.48	-1,420.48	.00
	TOTAL EMPLOYEE RETIREMNT & IN	.00	6,563.76	.00	14,408.40	-14,408.40	.00
1ST SUBTOTAL-400 PURCHASED SERVICES							
419	OTHER PROF. & TECH.	218,714.00	13,422.30	118,714.00	13,422.30	86,577.70	60.42
423	REPAIRS & MAINTENAN	.00	93,560.00	.00	93,560.00	-93,560.00	.00
	TOTAL PURCHASED SERVICES	218,714.00	106,982.30	118,714.00	106,982.30	-6,982.30	103.19
1ST SUBTOTAL-500 SUPPLIES AND MATERIALS							
516	SOFTWARE MATERIALS	.00	12,799.60	.00	12,799.60	-12,799.60	.00
519	OTHER GENERAL SUPPL	.00	161,166.25	.00	161,166.25	-161,166.25	.00
525	ELECTRON INSTRUC MA	.00	60,251.88	.00	60,251.88	-60,251.88	.00
572	BUILDINGS	.00	57,446.93	.00	57,446.93	-57,446.93	.00
	TOTAL SUPPLIES AND MATERIALS	.00	291,664.66	.00	291,664.66	-291,664.66	.00
1ST SUBTOTAL-600 CAPITAL OUTLAY							
640	EQUIPMENT	.00	298,182.06	.00	298,182.06	-298,182.06	.00
	TOTAL CAPITAL OUTLAY	.00	298,182.06	.00	298,182.06	-298,182.06	.00

POWERSCHOOL  
DATE: 09/20/2021  
TIME: 14:33:32

SHAKER HEIGHTS CITY SCHOOLS  
EXPENDITURE STATUS REPORT

PAGE NUMBER: 20  
EXPSTA11

SELECTION CRITERIA: ALL  
ACCOUNTING PERIOD: 2/22

SORTED BY: FUND/SCC,1ST SUBTOTAL,ACCOUNT  
TOTALD ON: FUND/SCC,1ST SUBTOTAL  
PAGE BREAKS ON:

FUND/SCC-5079022 ESSER II  
1ST SUBTOTAL-600 CAPITAL OUTLAY

ACCOUNT	TITLE	BUDGET	PERIOD EXPENDITURES	ENCUMBRANCES OUTSTANDING	YEAR TO DATE EXP	AVAILABLE BALANCE	YTD/ BUD
TOTAL ESSER II		218,714.00	721,162.88	118,714.00	755,072.62	-655,072.62	399.51
FUND/SCC-5169014 6B RESTORATION GRANT FY20							
1ST SUBTOTAL-600 CAPITAL OUTLAY							
640	EQUIPMENT	.00	.00	.00	8,100.00	-8,100.00	.00
	TOTAL CAPITAL OUTLAY	.00	.00	.00	8,100.00	-8,100.00	.00
	TOTAL 6B RESTORATION GRANT FY	.00	.00	.00	8,100.00	-8,100.00	.00
FUND/SCC-5169116 IDEA B FY21							
1ST SUBTOTAL-100 PERSONAL SERVICES							
141	REGULAR	.00	49,457.38	.00	98,578.38	-98,578.38	.00
151	SICK LEAVE	.00	.00	.00	72.24	-72.24	.00
152	PERSONAL LEAVE	.00	.00	.00	264.14	-264.14	.00
	TOTAL PERSONAL SERVICES	.00	49,457.38	.00	98,914.76	-98,914.76	.00
1ST SUBTOTAL-200 EMPLOYEE RETIREMNT & INS.							
221	SERS-EMPLOYER'S SHA	.00	7,764.82	.00	15,529.64	-15,529.64	.00
223	SOCIAL SECURITY	.00	670.52	.00	1,339.68	-1,339.68	.00
251	MEDICAL/HOSPITALIZA	.00	18,313.60	.00	36,627.20	-36,627.20	.00
252	LIFE INSURANCE	.00	169.40	.00	338.80	-338.80	.00
253	DENTAL INSURANCE	.00	1,447.36	.00	2,894.72	-2,894.72	.00
259	NONCERTIFIED INS BE	.00	4,349.60	.00	8,699.20	-8,699.20	.00
	TOTAL EMPLOYEE RETIREMNT & IN	.00	32,715.30	.00	65,429.24	-65,429.24	.00
1ST SUBTOTAL-400 PURCHASED SERVICES							
419	OTHER PROF. & TECH.	468.75	281.25	.00	281.25	187.50	60.00
	TOTAL PURCHASED SERVICES	468.75	281.25	.00	281.25	187.50	60.00
	TOTAL IDEA B FY21	468.75	82,453.93	.00	164,625.25	-164,156.50	35120.05
FUND/SCC-5169216 IDEA B FY22							
1ST SUBTOTAL-400 PURCHASED SERVICES							
419	OTHER PROF. & TECH.	.00	.00	1,718.75	.00	-1,718.75	.00
	TOTAL PURCHASED SERVICES	.00	.00	1,718.75	.00	-1,718.75	.00
1ST SUBTOTAL-500 SUPPLIES AND MATERIALS							
511	CLASSROOM SUPPLIES	.00	.00	2,795.80	.00	-2,795.80	.00
	TOTAL SUPPLIES AND MATERIALS	.00	.00	2,795.80	.00	-2,795.80	.00
	TOTAL IDEA B FY22	.00	.00	4,514.55	.00	-4,514.55	.00
FUND/SCC-5519151 TITLE III LEP FY21							
1ST SUBTOTAL-100 PERSONAL SERVICES							
111	REGULAR	.00	913.38	.00	1,826.76	-1,826.76	.00
	TOTAL PERSONAL SERVICES	.00	913.38	.00	1,826.76	-1,826.76	.00

POWERSCHOOL  
DATE: 09/20/2021  
TIME: 14:33:32

SHAKER HEIGHTS CITY SCHOOLS  
EXPENDITURE STATUS REPORT

PAGE NUMBER: 21  
EXPSTA11

SELECTION CRITERIA: ALL  
ACCOUNTING PERIOD: 2/22

SORTED BY: FUND/SCC,1ST SUBTOTAL,ACCOUNT  
TOTALED ON: FUND/SCC,1ST SUBTOTAL  
PAGE BREAKS ON:

FUND/SCC-5519151 TITLE III LEP FY21  
1ST SUBTOTAL-100 PERSONAL SERVICES

ACCOUNT	- - - - - TITLE - - - - -	BUDGET	PERIOD EXPENDITURES	ENCUMBRANCES OUTSTANDING	YEAR TO DATE EXP	AVAILABLE BALANCE	YTD/ BUD
TOTAL TITLE III LEP FY21		.00	913.38	.00	1,826.76	-1,826.76	.00
FUND/SCC-5729172 TITLE I FY21							
1ST SUBTOTAL-100 PERSONAL SERVICES							
111	REGULAR	.00	50,323.80	.00	100,299.51	-100,299.51	.00
121	SICK LEAVE	.00	.00	.00	286.28	-286.28	.00
122	PERSONAL LEAVE	.00	.00	.00	61.81	-61.81	.00
141	REGULAR	.00	6,563.84	.00	13,127.68	-13,127.68	.00
TOTAL PERSONAL SERVICES		.00	56,887.64	.00	113,775.28	-113,775.28	.00
1ST SUBTOTAL-200 EMPLOYEE RETIREMNT & INS.							
211	STRS-EMPLOYER'S SHA	.00	7,045.36	.00	14,090.72	-14,090.72	.00
213	SOCIAL SECURITY	.00	693.88	.00	1,387.89	-1,387.89	.00
221	SERS-EMPLOYER'S SHA	.00	1,030.52	.00	2,061.04	-2,061.04	.00
223	SOCIAL SECURITY	.00	90.94	.00	181.57	-181.57	.00
241	MEDICAL/HOSPITALIZA	.00	8,642.68	.00	17,285.36	-17,285.36	.00
242	LIFE INSURANCE	.00	75.46	.00	150.92	-150.92	.00
243	DENTAL INSURANCE	.00	691.82	.00	1,383.64	-1,383.64	.00
249	CERTIFIED OTHER INS	.00	2,144.68	.00	4,289.36	-4,289.36	.00
251	MEDICAL/HOSPITALIZA	.00	2,878.86	.00	5,757.72	-5,757.72	.00
252	LIFE INSURANCE	.00	23.10	.00	46.20	-46.20	.00
253	DENTAL INSURANCE	.00	228.38	.00	456.76	-456.76	.00
259	NONCERTIFIED INS BE	.00	713.66	.00	1,427.32	-1,427.32	.00
TOTAL EMPLOYEE RETIREMNT & IN		.00	24,259.34	.00	48,518.50	-48,518.50	.00
TOTAL TITLE I FY21		.00	81,146.98	.00	162,293.78	-162,293.78	.00
FUND/SCC-5879187 PRE-K SPEC ED GRANT FY21							
1ST SUBTOTAL-100 PERSONAL SERVICES							
141	REGULAR	.00	1,051.72	.00	2,103.44	-2,103.44	.00
TOTAL PERSONAL SERVICES		.00	1,051.72	.00	2,103.44	-2,103.44	.00
TOTAL PRE-K SPEC ED GRANT FY2		.00	1,051.72	.00	2,103.44	-2,103.44	.00
FUND/SCC-5909190 TITLE II FY21							
1ST SUBTOTAL-400 PURCHASED SERVICES							
419	OTHER PROF. & TECH.	8,982.19	8,982.19	.00	8,982.19	.00	100.00
431	CERTIFIED TRAVEL RE	157.60	.00	157.60	.00	.00	100.00
432	CERTIFIED MEETING E	1,010.00	3,867.39	32,119.65	12,152.39	-43,262.04	4383.37
TOTAL PURCHASED SERVICES		10,149.79	12,849.58	32,277.25	21,134.58	-43,262.04	526.24
TOTAL TITLE II FY21		10,149.79	12,849.58	32,277.25	21,134.58	-43,262.04	526.24
FUND/SCC-5999199 TITLE IV FY21							
1ST SUBTOTAL-400 PURCHASED SERVICES							

POWERSCHOOL  
DATE: 09/20/2021  
TIME: 14:33:32

SHAKER HEIGHTS CITY SCHOOLS  
EXPENDITURE STATUS REPORT

PAGE NUMBER: 22  
EXPSTA11

SELECTION CRITERIA: ALL  
ACCOUNTING PERIOD: 2/22

SORTED BY: FUND/SCC,1ST SUBTOTAL,ACCOUNT  
TOTALLED ON: FUND/SCC,1ST SUBTOTAL  
PAGE BREAKS ON:

FUND/SCC-5999199 TITLE IV FY21  
1ST SUBTOTAL-400 PURCHASED SERVICES

ACCOUNT	- - - - - TITLE - - - - -	BUDGET	PERIOD EXPENDITURES	ENCUMBRANCES OUTSTANDING	YEAR TO DATE EXP	AVAILABLE BALANCE	YTD/ BUD
411	INSTRUCTION SERVICE	4,500.00	.00	.00	.00	4,500.00	.00
	TOTAL PURCHASED SERVICES	4,500.00	.00	.00	.00	4,500.00	.00
	TOTAL TITLE IV FY21	4,500.00	.00	.00	.00	4,500.00	.00
TOTAL REPORT		5,761,937.87	10,083,732.76	15,607,190.72	20,098,668.61	-29,943,921.46	619.68



## **9. SUMMARY CHECK REGISTER – ALL CHECKS**

POWERSCHOOL  
DATE: 09/20/2021  
TIME: 14:43:31

SHAKER HEIGHTS CITY SCHOOLS  
CHECK REGISTER INCLUDING SYSTEM VOIDS

PAGE NUMBER: 1  
ACCTPA21  
ACCOUNTING PERIOD: 2/22

SELECTION CRITERIA: chkstat.rundate between '20210801 00:00:00.000' and '20210831 00:00:00.000'

DISTRIBUTION FUND: 0010000

CHECK NUMBER	ISSUE DATE	VENDOR	STATUS	TOTAL	DESCRIPTION
163557	08/27/2021	FRONTLINE TECHNOLOGIES GROUP LLC	V	-17239.48	VOID MANUAL CHECK
* 163564	08/27/2021	HUDL	V	-13000.00	VOID MANUAL CHECK
* 163599	08/27/2021	SYSCLLOUD INC	V	-6000.00	VOID MANUAL CHECK
* 163617	08/31/2021	NEUROLEADERSHIP INSTITUTE	V	-4982.19	VOID MANUAL CHECK
* 163672	08/20/2021	APRIL HURLE	R	13.00	ACCOUNTS PAYABLE CHECK
163673	08/20/2021	CHARLES & REBECCA BRAUN	R	114.00	ACCOUNTS PAYABLE CHECK
163674	08/20/2021	HEATHER WHITE	R	60.00	ACCOUNTS PAYABLE CHECK
163675	08/20/2021	ILLUMINATING CO.	R	54574.08	ACCOUNTS PAYABLE CHECK
163676	08/20/2021	JOAN BALL	R	13.65	ACCOUNTS PAYABLE CHECK
163677	08/20/2021	MAURINE LOVEMAN	R	15.95	ACCOUNTS PAYABLE CHECK
163678	08/23/2021	ANTHEM LIFE INSURANCE COMPANY	R	6230.84	ACCOUNTS PAYABLE CHECK
163679	08/23/2021	ANTHEM OPTIONAL LIFE INSURANCE	R	3510.16	ACCOUNTS PAYABLE CHECK
163680	08/23/2021	LEGAL SHIELD	R	1152.90	ACCOUNTS PAYABLE CHECK
163681	08/24/2021	PETTY CASH	R	660.00	ACCOUNTS PAYABLE CHECK
163682	08/25/2021	ANALDO MORRIS	R	90.00	ACCOUNTS PAYABLE CHECK
163683	08/25/2021	CLIFTON ELLIS	R	90.00	ACCOUNTS PAYABLE CHECK
163684	08/25/2021	SONRISAS FOREIGN LANGUAGE	R	809.00	ACCOUNTS PAYABLE CHECK
163685	08/25/2021	DOMINION EAST OHIO	R	2354.10	ACCOUNTS PAYABLE CHECK
163686	08/25/2021	EDDIE J. HARRIS	R	100.00	ACCOUNTS PAYABLE CHECK
163687	08/25/2021	ILLUMINATING CO.	R	5418.87	ACCOUNTS PAYABLE CHECK
163688	08/25/2021	KEVIN CURTAIN	R	90.00	ACCOUNTS PAYABLE CHECK
163689	08/25/2021	SUSAN M LANDI	R	31.18	ACCOUNTS PAYABLE CHECK
163690	08/25/2021	SIGNATURE OFFICE WORKS	R	84.62	ACCOUNTS PAYABLE CHECK
163691	08/25/2021	AABLE RENTS	R	2335.00	ACCOUNTS PAYABLE CHECK
163692	08/25/2021	ACADEMY MUSIC	R	3131.65	ACCOUNTS PAYABLE CHECK
163693	08/25/2021	AMAZON.COM	R	217.41	ACCOUNTS PAYABLE CHECK
163694	08/25/2021	ASHLAND HIGH SCHOOL	R	325.00	ACCOUNTS PAYABLE CHECK
163695	08/25/2021	ASHLEY BOORSTEIN	R	100.00	ACCOUNTS PAYABLE CHECK
163696	08/25/2021	ATHLETIC LAUNDRY CO.	R	1319.75	ACCOUNTS PAYABLE CHECK
163697	08/25/2021	AVON LAKE HIGH SCHOOL	R	250.00	ACCOUNTS PAYABLE CHECK
163698	08/25/2021	TIMOTHY P. BERGHOFF LLC	R	1000.00	ACCOUNTS PAYABLE CHECK
163699	08/25/2021	BLICK ART MATERIALS	R	1929.92	ACCOUNTS PAYABLE CHECK
163700	08/25/2021	BSN SPORTS-CORPORATE OFFICE	R	4119.90	ACCOUNTS PAYABLE CHECK
163701	08/25/2021	*****	R	6300.00	ACCOUNTS PAYABLE CHECK
163702	08/25/2021	CERNI MOTORS	R	245.07	ACCOUNTS PAYABLE CHECK
163703	08/25/2021	RODERICK CHAPMAN	R	21090.00	ACCOUNTS PAYABLE CHECK
163704	08/25/2021	CINTAS	R	1432.38	ACCOUNTS PAYABLE CHECK
163705	08/25/2021	COLLINS EQUIPMENT CORP	R	528.32	ACCOUNTS PAYABLE CHECK
163706	08/25/2021	COLONIAL OIL INDUSTRIES INC	R	20750.85	ACCOUNTS PAYABLE CHECK
163707	08/25/2021	CONTINENTAL FIRE & SECURITY	R	900.00	ACCOUNTS PAYABLE CHECK
163708	08/25/2021	COPY KING	R	1650.00	ACCOUNTS PAYABLE CHECK
163709	08/25/2021	CURTESSE CATERING LLC	R	156.87	ACCOUNTS PAYABLE CHECK
163710	08/25/2021	NICHOLS PAPER & SUPPLY CO.	R	1450.80	ACCOUNTS PAYABLE CHECK
163711	08/25/2021	FASTENAL	R	363.54	ACCOUNTS PAYABLE CHECK
163712	08/25/2021	FISHER SCIENTIFIC	R	212.97	ACCOUNTS PAYABLE CHECK
163713	08/25/2021	FLINN SCIENTIFIC INC.	R	954.00	ACCOUNTS PAYABLE CHECK
163714	08/25/2021	FREY SCIENTIFIC	R	279.97	ACCOUNTS PAYABLE CHECK
163715	08/25/2021	FULL SPECTRUM LASER	R	4979.30	ACCOUNTS PAYABLE CHECK
163716	08/25/2021	GALE GROUP	R	3879.02	ACCOUNTS PAYABLE CHECK
163717	08/25/2021	SHARON GALIN	R	1287.60	ACCOUNTS PAYABLE CHECK
163718	08/25/2021	HOGAN TRANSPORTATION	R	21426.48	ACCOUNTS PAYABLE CHECK
163719	08/25/2021	HOME DEPOT PRO INSTITUTIONAL	R	1371.34	ACCOUNTS PAYABLE CHECK
163720	08/25/2021	INDEPENDENCE BUSINESS SUPPLY	R	1982.14	ACCOUNTS PAYABLE CHECK

POWERSCHOOL  
DATE: 09/20/2021  
TIME: 14:43:31

SHAKER HEIGHTS CITY SCHOOLS  
CHECK REGISTER INCLUDING SYSTEM VOIDS

PAGE NUMBER: 2  
ACCTPA21  
ACCOUNTING PERIOD: 2/22

SELECTION CRITERIA: chkstat.rundate between '20210801 00:00:00.000' and '20210831 00:00:00.000'

163721	08/25/2021	INTEGRATED PREC SYS ENTERPRISE INC	R	762.57	ACCOUNTS PAYABLE CHECK
163722	08/25/2021	JAMES G. ZUPKA CPA INC.	R	6003.00	ACCOUNTS PAYABLE CHECK
163723	08/25/2021	JC EHRLICH	R	1137.00	ACCOUNTS PAYABLE CHECK
163724	08/25/2021	JOSTEN'S	R	26.13	ACCOUNTS PAYABLE CHECK
163725	08/25/2021	JOSTENS INC.	R	309.75	ACCOUNTS PAYABLE CHECK
163726	08/25/2021	K12 SCHOOL CONSULTANTS LLC	R	97.00	ACCOUNTS PAYABLE CHECK
163727	08/25/2021	KEELER & ASSOCIATES	R	840.00	ACCOUNTS PAYABLE CHECK
163728	08/25/2021	KELVIN LP	R	119.90	ACCOUNTS PAYABLE CHECK
163729	08/25/2021	KIDSLINK SCHOOL LLC	R	6875.00	ACCOUNTS PAYABLE CHECK
163730	08/25/2021	KKSG & ASSOCIATES INC	R	3800.00	ACCOUNTS PAYABLE CHECK
163731	08/25/2021	KOGNITY USA INC.	R	9200.00	ACCOUNTS PAYABLE CHECK
163732	08/25/2021	LAKE ERIE LEAGUE	R	900.00	ACCOUNTS PAYABLE CHECK
163733	08/25/2021	MAPLE LAKE ACADEMY	R	3865.00	ACCOUNTS PAYABLE CHECK
163734	08/25/2021	MARS ELECTRIC	R	941.98	ACCOUNTS PAYABLE CHECK
163735	08/25/2021	MEDINA COUNTY SCHOOLS' ESC	R	120.00	ACCOUNTS PAYABLE CHECK
163736	08/25/2021	NAPA AUTO PARTS	R	827.17	ACCOUNTS PAYABLE CHECK
163737	08/25/2021	NASCO	R	1614.72	ACCOUNTS PAYABLE CHECK
163738	08/25/2021	NORTH COAST TUTORING SERVICES	R	385.00	ACCOUNTS PAYABLE CHECK
163739	08/25/2021	OHIO SCHOOL BOARDS ASSOC.	R	2700.00	ACCOUNTS PAYABLE CHECK
163740	08/25/2021	OPENONLINE	R	15.00	ACCOUNTS PAYABLE CHECK
163741	08/25/2021	O'REILLY AUTO ENTERPRISES LLC	R	250.67	ACCOUNTS PAYABLE CHECK
163742	08/25/2021	PADUA FRANCISCAN HIGH SCHOOL	R	225.00	ACCOUNTS PAYABLE CHECK
163743	08/25/2021	SAVVAS	R	1733.08	ACCOUNTS PAYABLE CHECK
163744	08/25/2021	PERFORM BETTER	R	581.60	ACCOUNTS PAYABLE CHECK
163745	08/25/2021	JENNIFER PROE	R	200.00	ACCOUNTS PAYABLE CHECK
163746	08/25/2021	PRO-ED	R	96.60	ACCOUNTS PAYABLE CHECK
163747	08/25/2021	PROJECT MANAGEMENT CONSULTANTS LLC	R	5000.00	ACCOUNTS PAYABLE CHECK
163748	08/25/2021	REILLY SWEEPING INC	R	12825.00	ACCOUNTS PAYABLE CHECK
163749	08/25/2021	ROCHESTER 100 INC	R	677.50	ACCOUNTS PAYABLE CHECK
163750	08/25/2021	RUSH TRUCK CENTER OF OHIO INC	R	1190.00	ACCOUNTS PAYABLE CHECK
163751	08/25/2021	SAVVAS LEARNING COMPANY LLC	R	8221.35	ACCOUNTS PAYABLE CHECK
163752	08/25/2021	SCHOOL DATEBOOKS	R	3469.55	ACCOUNTS PAYABLE CHECK
163753	08/25/2021	SEESAW	R	7837.50	ACCOUNTS PAYABLE CHECK
163754	08/25/2021	SENDERO THERAPIES INC.	R	11369.70	ACCOUNTS PAYABLE CHECK
163755	08/25/2021	SHAKER HEIGHTS HIGH SCHOOL	R	162.00	ACCOUNTS PAYABLE CHECK
163756	08/25/2021	SNAPOLOGY OF CLEVELAND LLC	R	2880.00	ACCOUNTS PAYABLE CHECK
163757	08/25/2021	SNIDER RECREATION INC.	R	12660.00	ACCOUNTS PAYABLE CHECK
163758	08/25/2021	SOS SPEEDY OFFICE SUPPLY	R	14.59	ACCOUNTS PAYABLE CHECK
163759	08/25/2021	SOVEREIGN INDUSTRIES INC	R	4517.00	ACCOUNTS PAYABLE CHECK
163760	08/25/2021	SPITZ INC.	R	1515.83	ACCOUNTS PAYABLE CHECK
163761	08/25/2021	SUBURBAN AREA PAINTING INC	R	1275.00	ACCOUNTS PAYABLE CHECK
163762	08/25/2021	TEXTBOOK WAREHOUSE LLC	R	2320.59	ACCOUNTS PAYABLE CHECK
163763	08/25/2021	TRANSPORTATION ACCESSORIES	R	60.57	ACCOUNTS PAYABLE CHECK
163764	08/25/2021	TURFSCAPE INC	R	3170.00	ACCOUNTS PAYABLE CHECK
163765	08/25/2021	UH OCCUPATIONAL HEALTH	R	720.00	ACCOUNTS PAYABLE CHECK
163766	08/25/2021	UNITED CEREBRAL PALSY OF GRTR CLEVE	R	7000.00	ACCOUNTS PAYABLE CHECK
163767	08/25/2021	UNITED RENTALS INC. NORTH AMERICA	R	2028.00	ACCOUNTS PAYABLE CHECK
163768	08/26/2021	URSULINE BOYS GOLF	R	280.00	ACCOUNTS PAYABLE CHECK
163769	08/30/2021	CLEVELAND MONTESSORI	R	717.00	ACCOUNTS PAYABLE CHECK
163770	08/31/2021	A.W. FARRELL & SON INC	R	1071.70	ACCOUNTS PAYABLE CHECK
163771	08/31/2021	ACADEMY MUSIC	R	517.00	ACCOUNTS PAYABLE CHECK
163772	08/31/2021	BRINDZA MCINTYRE & SEED LLP	R	1476.70	ACCOUNTS PAYABLE CHECK
163773	08/31/2021	BURGER'S ACE HARDWARE	R	33.98	ACCOUNTS PAYABLE CHECK
163774	08/31/2021	CALVETTA BROS CONSTRUCTION	R	7586.70	ACCOUNTS PAYABLE CHECK
163775	08/31/2021	CERNI MOTORS	R	411.40	ACCOUNTS PAYABLE CHECK
163776	08/31/2021	CHARD SNYDER & ASSOCIATES INC	R	458.60	ACCOUNTS PAYABLE CHECK
163777	08/31/2021	CINTAS	R	809.11	ACCOUNTS PAYABLE CHECK

POWERSCHOOL  
DATE: 09/20/2021  
TIME: 14:43:31

SHAKER HEIGHTS CITY SCHOOLS  
CHECK REGISTER INCLUDING SYSTEM VOIDS

PAGE NUMBER: 3  
ACCTPA21  
ACCOUNTING PERIOD: 2/22

SELECTION CRITERIA: chkstat.rundate between '20210801 00:00:00.000' and '20210831 00:00:00.000'

163778	08/31/2021	CLASSIC TELEPRODUCT. INC.	R	4875.00	ACCOUNTS PAYABLE CHECK
163779	08/31/2021	CLEVELAND STATE UNIVERSITY	R	8405.10	ACCOUNTS PAYABLE CHECK
163780	08/31/2021	CONCORD THEATRICALS	R	2356.55	ACCOUNTS PAYABLE CHECK
163781	08/31/2021	CURTESSE CATERING LLC	R	298.75	ACCOUNTS PAYABLE CHECK
163782	08/31/2021	CUYAHOGA COMMUNITY COLLEGE	R	1587.41	ACCOUNTS PAYABLE CHECK
163783	08/31/2021	NICHOLS PAPER & SUPPLY CO.	R	12283.87	ACCOUNTS PAYABLE CHECK
163784	08/31/2021	GOODYEAR COMMERCIAL TIRE & SER	R	1411.89	ACCOUNTS PAYABLE CHECK
163785	08/31/2021	DYNAMIC FITNESS & STRENGTH LLC	R	2250.00	ACCOUNTS PAYABLE CHECK
163786	08/31/2021	E.A.B. TRUCK SERVICE	R	931.54	ACCOUNTS PAYABLE CHECK
163787	08/31/2021	ENCYCLOPAEDIA BRITANNICA	R	3045.00	ACCOUNTS PAYABLE CHECK
163788	08/31/2021	FASTENAL	R	238.67	ACCOUNTS PAYABLE CHECK
163789	08/31/2021	FASTSIGNS #221601	R	2760.50	ACCOUNTS PAYABLE CHECK
163790	08/31/2021	FOLLETT LIBRARY RESOURCES	R	3617.95	ACCOUNTS PAYABLE CHECK
163791	08/31/2021	FRONTLINE TECHNOLOGIES GROUP LLC	R	17239.48	ACCOUNTS PAYABLE CHECK
163792	08/31/2021	FUZION SPORTS LLC	R	4778.59	ACCOUNTS PAYABLE CHECK
163793	08/31/2021	GABLE ELEVATOR & LIFT INC.	R	9408.00	ACCOUNTS PAYABLE CHECK
163794	08/31/2021	GARDINER SERVICE COMPANY	R	3044.00	ACCOUNTS PAYABLE CHECK
163795	08/31/2021	GARLAND/DBS INC.	R	18.45	ACCOUNTS PAYABLE CHECK
163796	08/31/2021	HANS FREIGHTLINER	R	217.02	ACCOUNTS PAYABLE CHECK
163797	08/31/2021	HEALTHCARE PROCESS CONSULTING INC	R	7250.00	ACCOUNTS PAYABLE CHECK
163798	08/31/2021	HF GROUP	R	2110.83	ACCOUNTS PAYABLE CHECK
163799	08/31/2021	HIGHLAND SPEECH SERVICES INC.	R	1365.00	ACCOUNTS PAYABLE CHECK
163800	08/31/2021	HMA PROMOTIONS	R	5414.00	ACCOUNTS PAYABLE CHECK
163801	08/31/2021	HOME DEPOT PRO INSTITUTIONAL	R	998.13	ACCOUNTS PAYABLE CHECK
163802	08/31/2021	HUDSON CITY SCHOOL	R	570.00	ACCOUNTS PAYABLE CHECK
163803	08/31/2021	INDEPENDENCE BUSINESS SUPPLY	R	1142.39	ACCOUNTS PAYABLE CHECK
163804	08/31/2021	JAY BATTUNG	R	980.00	ACCOUNTS PAYABLE CHECK
163805	08/31/2021	JOHNSON CONTROLS LLC	R	2625.65	ACCOUNTS PAYABLE CHECK
163806	08/31/2021	JOSTEN'S	R	44.88	ACCOUNTS PAYABLE CHECK
163807	08/31/2021	K12 SCHOOL CONSULTANTS LLC	R	110.00	ACCOUNTS PAYABLE CHECK
163808	08/31/2021	LONGSTRETH SPORTING GOODS LLC	R	1443.75	ACCOUNTS PAYABLE CHECK
163809	08/31/2021	LOWE'S COMPANIES INC	R	18.45	ACCOUNTS PAYABLE CHECK
163810	08/31/2021	MARS ELECTRIC	R	357.28	ACCOUNTS PAYABLE CHECK
163811	08/31/2021	NAPA AUTO PARTS	R	140.82	ACCOUNTS PAYABLE CHECK
163812	08/31/2021	NASCO	R	58.24	ACCOUNTS PAYABLE CHECK
163813	08/31/2021	OHIO SCHOOL PUBLIC RELATIONS ASSN	R	168.00	ACCOUNTS PAYABLE CHECK
163814	08/31/2021	PITSCO EDUCATION LLC	R	434.59	ACCOUNTS PAYABLE CHECK
163815	08/31/2021	PRECIOUS CARGO TRANSPORTATION INC	R	3025.00	ACCOUNTS PAYABLE CHECK
163816	08/31/2021	RUBE ADLER SPORTS	R	1470.00	ACCOUNTS PAYABLE CHECK
163817	08/31/2021	RUSH TRUCK CENTER OF OHIO INC	R	120.00	ACCOUNTS PAYABLE CHECK
163818	08/31/2021	RYANKIND INC	R	11164.00	ACCOUNTS PAYABLE CHECK
163819	08/31/2021	SCHOOL NURSE SUPPLY INC.	R	1025.30	ACCOUNTS PAYABLE CHECK
163820	08/31/2021	SCHOOL SPECIALTY LLC	R	6200.65	ACCOUNTS PAYABLE CHECK
163821	08/31/2021	SHAKER HEIGHTS COUNTRY CLUB	R	300.00	ACCOUNTS PAYABLE CHECK
163822	08/31/2021	SHERWIN WILLIAMS	R	19.00	ACCOUNTS PAYABLE CHECK
163823	08/31/2021	SOS SPEEDY OFFICE SUPPLY	R	599.00	ACCOUNTS PAYABLE CHECK
163824	08/31/2021	SOUTHWEST STRINGS	R	219.90	ACCOUNTS PAYABLE CHECK
163825	08/31/2021	SQUIRE PATTON BOGGS LLP	R	2230.00	ACCOUNTS PAYABLE CHECK
163826	08/31/2021	STEPS CTR FOR EXCELLENCE IN AUTISM	R	18000.00	ACCOUNTS PAYABLE CHECK
163827	08/31/2021	*****	R	47242.00	ACCOUNTS PAYABLE CHECK
163828	08/31/2021	TRANSPORTATION ACCESSORIES	R	33.07	ACCOUNTS PAYABLE CHECK
163829	08/31/2021	TURFSCAPE INC	R	15045.00	ACCOUNTS PAYABLE CHECK
163830	08/31/2021	WALTER HAVERFIELD LLP	R	26186.50	ACCOUNTS PAYABLE CHECK
163831	08/31/2021	WILSON LANGUAGE TRAINING CORP	R	301.64	ACCOUNTS PAYABLE CHECK
163832	08/31/2021	WOLFF BROS. SUPPLY INC.	R	1889.12	ACCOUNTS PAYABLE CHECK
163833	08/31/2021	WOODHILL SUPPLY	R	63.36	ACCOUNTS PAYABLE CHECK
163834	08/31/2021	YOURS TRULY	R	1050.00	ACCOUNTS PAYABLE CHECK

POWERSCHOOL  
DATE: 09/20/2021  
TIME: 14:43:31

SHAKER HEIGHTS CITY SCHOOLS  
CHECK REGISTER INCLUDING SYSTEM VOIDS

PAGE NUMBER: 4  
ACCTPA21  
ACCOUNTING PERIOD: 2/22

SELECTION CRITERIA: chkstat.rundate between '20210801 00:00:00.000' and '20210831 00:00:00.000'

163835	08/31/2021	DAZIANNA COLEMAN	R	813.60	ACCOUNTS PAYABLE CHECK
163836	08/31/2021	GIMKIT INC.	R	650.00	ACCOUNTS PAYABLE CHECK
163837	08/31/2021	IXL LEARNING	R	13347.00	ACCOUNTS PAYABLE CHECK
163838	08/31/2021	A+ SOLUTIONS	R	281.25	ACCOUNTS PAYABLE CHECK
163839	08/31/2021	NICCOLE YOUNG	R	837.08	ACCOUNTS PAYABLE CHECK
163840	08/31/2021	BOARD OF ED. PARMA CITY SCHOOLS	R	4000.00	ACCOUNTS PAYABLE CHECK
163841	08/31/2021	ANALDO MORRIS	R	50.00	ACCOUNTS PAYABLE CHECK
163842	08/31/2021	CLIFTON ELLIS	R	50.00	ACCOUNTS PAYABLE CHECK
163843	08/31/2021	FLIP GRAMMAR	R	69.00	ACCOUNTS PAYABLE CHECK
163844	08/31/2021	EDDIE J. HARRIS	R	50.00	ACCOUNTS PAYABLE CHECK
163845	08/31/2021	KEVIN CURTAIN	R	50.00	ACCOUNTS PAYABLE CHECK
163846	08/31/2021	SAVVAS	R	2011.53	ACCOUNTS PAYABLE CHECK
* 163848	08/31/2021	AKAMAI TECHNOLOGIES CANADA	R	1320.00	ACCOUNTS PAYABLE CHECK
163849	08/31/2021	AMAZON.COM	R	108.38	ACCOUNTS PAYABLE CHECK
163850	08/31/2021	APPLE INC	R	5251.00	ACCOUNTS PAYABLE CHECK
163851	08/31/2021	BAKER VEHICLE SYSTEM	R	723.00	ACCOUNTS PAYABLE CHECK
163852	08/31/2021	BSN SPORTS-CORPORATE OFFICE	R	1680.75	ACCOUNTS PAYABLE CHECK
163853	08/31/2021	CDW	R	5500.00	ACCOUNTS PAYABLE CHECK
163854	08/31/2021	CERNI MOTORS	R	1026.05	ACCOUNTS PAYABLE CHECK
163855	08/31/2021	RODERICK CHAPMAN	R	49360.00	ACCOUNTS PAYABLE CHECK
163856	08/31/2021	CITY OF SHAKER HEIGHTS FIRE DEPT	R	25.00	ACCOUNTS PAYABLE CHECK
163857	08/31/2021	NICHOLS PAPER & SUPPLY CO.	R	5702.05	ACCOUNTS PAYABLE CHECK
163858	08/31/2021	DEMCO INC.	R	281.00	ACCOUNTS PAYABLE CHECK
163859	08/31/2021	DIETRICH, LLC	R	28.00	ACCOUNTS PAYABLE CHECK
163860	08/31/2021	FOLLETT EDUCATIONAL SERVICES	R	617.00	ACCOUNTS PAYABLE CHECK
163861	08/31/2021	FOLLETT LIBRARY RESOURCES	R	13924.88	ACCOUNTS PAYABLE CHECK
163862	08/31/2021	FREY SCIENTIFIC	R	174.61	ACCOUNTS PAYABLE CHECK
163863	08/31/2021	GABLE ELEVATOR & LIFT INC.	R	972.50	ACCOUNTS PAYABLE CHECK
163864	08/31/2021	GARDINER SERVICE COMPANY	R	8114.00	ACCOUNTS PAYABLE CHECK
163865	08/31/2021	GRAINGER	R	1552.70	ACCOUNTS PAYABLE CHECK
163866	08/31/2021	HOME DEPOT PRO INSTITUTIONAL	R	93.44	ACCOUNTS PAYABLE CHECK
163867	08/31/2021	INDEPENDENCE BUSINESS SUPPLY	R	1093.14	ACCOUNTS PAYABLE CHECK
163868	08/31/2021	JC EHRLICH	R	210.00	ACCOUNTS PAYABLE CHECK
163869	08/31/2021	JOSTEN'S	R	13.36	ACCOUNTS PAYABLE CHECK
163870	08/31/2021	LOWE'S COMPANIES INC	R	247.21	ACCOUNTS PAYABLE CHECK
163871	08/31/2021	MARS ELECTRIC	R	210.95	ACCOUNTS PAYABLE CHECK
163872	08/31/2021	MV SALES LLC	R	18340.00	ACCOUNTS PAYABLE CHECK
163873	08/31/2021	NORTHCOAST EQUIP SPECIALISTS INC	R	65.95	ACCOUNTS PAYABLE CHECK
163874	08/31/2021	OEDSA	R	250.00	ACCOUNTS PAYABLE CHECK
163875	08/31/2021	O'REILLY AUTO ENTERPRISES LLC	R	150.09	ACCOUNTS PAYABLE CHECK
163876	08/31/2021	PRECISION COMPACTION SERVICES LLC	R	347.47	ACCOUNTS PAYABLE CHECK
163877	08/31/2021	RIO GRANDE TOOLS & EQUIPMENT	R	6915.01	ACCOUNTS PAYABLE CHECK
163878	08/31/2021	RUSH TRUCK CENTER OF OHIO INC	R	100.00	ACCOUNTS PAYABLE CHECK
163879	08/31/2021	SCHOOL SPECIALTY LLC	R	877.02	ACCOUNTS PAYABLE CHECK
163880	08/31/2021	JOE SEPESY	R	320.00	ACCOUNTS PAYABLE CHECK
163881	08/31/2021	STEVE'S SPORTS INC.	R	486.00	ACCOUNTS PAYABLE CHECK
163882	08/31/2021	TEXTBOOK WAREHOUSE LLC	R	188.10	ACCOUNTS PAYABLE CHECK
163883	08/31/2021	THE MARKERBOARD PEOPLE	R	4151.07	ACCOUNTS PAYABLE CHECK
163884	08/31/2021	TIERNEY BROTHERS INC	R	2359.40	ACCOUNTS PAYABLE CHECK
163885	08/31/2021	UNITED RENTALS INC. NORTH AMERICA	R	30.80	ACCOUNTS PAYABLE CHECK
163886	08/31/2021	UNITY SCHOOL BUS PARTS	R	153.77	ACCOUNTS PAYABLE CHECK
163887	08/31/2021	ZEP SALES & SERVICE	R	147.99	ACCOUNTS PAYABLE CHECK
163888	08/31/2021	ADLER TEAM SPORTS	R	876.30	ACCOUNTS PAYABLE CHECK
163889	08/31/2021	AMAZON.COM	R	22.03	ACCOUNTS PAYABLE CHECK
163890	08/31/2021	BLICK ART MATERIALS	R	3804.00	ACCOUNTS PAYABLE CHECK
163891	08/31/2021	BRIGHT WHITE PAPER CO.	R	1617.39	ACCOUNTS PAYABLE CHECK
163892	08/31/2021	CABLE COMMUNICATIONS INC	R	532.08	ACCOUNTS PAYABLE CHECK

POWERSCHOOL  
DATE: 09/20/2021  
TIME: 14:43:31

SHAKER HEIGHTS CITY SCHOOLS  
CHECK REGISTER INCLUDING SYSTEM VOIDS

PAGE NUMBER: 5  
ACCTPA21  
ACCOUNTING PERIOD: 2/22

SELECTION CRITERIA: chkstat.rundate between '20210801 00:00:00.000' and '20210831 00:00:00.000'

163893	08/31/2021	CARDIAC LIFE PRODUCTS INC.	R	11030.00	ACCOUNTS PAYABLE CHECK
163894	08/31/2021	*****	R	6300.00	ACCOUNTS PAYABLE CHECK
163895	08/31/2021	CCT FINANCIAL / US BANK	R	344.00	ACCOUNTS PAYABLE CHECK
163896	08/31/2021	CDW	R	8742.00	ACCOUNTS PAYABLE CHECK
163897	08/31/2021	CITY OF SHAKER HEIGHTS	R	128.62	ACCOUNTS PAYABLE CHECK
163898	08/31/2021	CUSTOM BUS AND TRUCK PANELS	R	400.00	ACCOUNTS PAYABLE CHECK
163899	08/31/2021	NICHOLS PAPER & SUPPLY CO.	R	662.96	ACCOUNTS PAYABLE CHECK
163900	08/31/2021	DICK BLICK ART MATERIALS	R	125.70	ACCOUNTS PAYABLE CHECK
163901	08/31/2021	EA GROUP	R	2425.00	ACCOUNTS PAYABLE CHECK
163902	08/31/2021	EDUCATIONAL SVC CTR PROF DEV CTR	R	135.00	ACCOUNTS PAYABLE CHECK
163903	08/31/2021	FOLLETT LIBRARY RESOURCES	R	852.13	ACCOUNTS PAYABLE CHECK
163904	08/31/2021	FUZION SPORTS LLC	R	2062.00	ACCOUNTS PAYABLE CHECK
163905	08/31/2021	GOPHER SPORTS	R	721.43	ACCOUNTS PAYABLE CHECK
163906	08/31/2021	LAKE ERIE INK	R	7350.00	ACCOUNTS PAYABLE CHECK
163907	08/31/2021	LOWE'S COMPANIES INC	R	53.06	ACCOUNTS PAYABLE CHECK
163908	08/31/2021	MARS ELECTRIC	R	24.61	ACCOUNTS PAYABLE CHECK
163909	08/31/2021	OH BUR OF CRIM ID INVESTIGATION	R	1417.50	ACCOUNTS PAYABLE CHECK
163910	08/31/2021	OHIO ETHICS COMMISSION	R	60.00	ACCOUNTS PAYABLE CHECK
163911	08/31/2021	O'REILLY AUTO ENTERPRISES LLC	R	84.20	ACCOUNTS PAYABLE CHECK
163912	08/31/2021	PASCO	R	732.00	ACCOUNTS PAYABLE CHECK
163913	08/31/2021	SCHOOL HEALTH CORPORATION	R	3787.63	ACCOUNTS PAYABLE CHECK
163914	08/31/2021	*****	R	9222.00	ACCOUNTS PAYABLE CHECK
163915	08/31/2021	UH OCCUPATIONAL HEALTH	R	270.00	ACCOUNTS PAYABLE CHECK
163916	08/31/2021	VICTORIA LACERDA	R	210.00	ACCOUNTS PAYABLE CHECK
163917	08/31/2021	WEST HEALTH ADVOCATE SOLUTIONS INC	R	924.30	ACCOUNTS PAYABLE CHECK
163918	08/31/2021	WILLO TRANSPORTATION	R	739.00	ACCOUNTS PAYABLE CHECK
163919	08/31/2021	MATHEW & MICHELE BROWN	R	179.00	ACCOUNTS PAYABLE CHECK
163920	08/31/2021	KAREN M. GAINFORD	R	15.00	ACCOUNTS PAYABLE CHECK
163921	08/31/2021	STARR HUDGE	R	200.00	ACCOUNTS PAYABLE CHECK
163922	08/31/2021	NEUROLEADERSHIP INSTITUTE	R	4982.19	ACCOUNTS PAYABLE CHECK
163923	08/31/2021	SAHAR RIZVI	R	61.50	ACCOUNTS PAYABLE CHECK
163924	08/31/2021	WYMAN THIGPEN	R	50.00	ACCOUNTS PAYABLE CHECK
163925	08/31/2021	BR BLEACHERS	R	26561.00	ACCOUNTS PAYABLE CHECK
163926	08/31/2021	ANDRIY MAGURA	R	790.12	ACCOUNTS PAYABLE CHECK
163927	08/31/2021	GARDINER SERVICE COMPANY	R	120000.00	ACCOUNTS PAYABLE CHECK
* 220041	08/01/2021	AIG RETIREMENT	R	3750.00	ACCOUNTS PAYABLE CHECK
220042	08/01/2021	AMERICAN FAMILY LIFE INS, ASSN CO.	R	895.38	ACCOUNTS PAYABLE CHECK
220043	08/01/2021	ASPIRE FINANCIAL SERVICES	R	5563.48	ACCOUNTS PAYABLE CHECK
220044	08/01/2021	EQUITABLE FINANCIAL	R	6421.00	ACCOUNTS PAYABLE CHECK
220045	08/01/2021	EQUITABLE FINANCIAL	R	6099.50	ACCOUNTS PAYABLE CHECK
220046	08/01/2021	PENSERV PLAN SERVICES INC	R	462.50	ACCOUNTS PAYABLE CHECK
220047	08/01/2021	GALIC DISBURSING CO.	R	2326.07	ACCOUNTS PAYABLE CHECK
220048	08/01/2021	LYNDHURST MUNICIPAL COURT	R	682.10	ACCOUNTS PAYABLE CHECK
220049	08/01/2021	METLIFE GROUP	R	3684.88	ACCOUNTS PAYABLE CHECK
220050	08/01/2021	MIDWEST ANNUITY	R	1272.00	ACCOUNTS PAYABLE CHECK
220051	08/01/2021	NATIONAL LIFE GROUP	R	1215.23	ACCOUNTS PAYABLE CHECK
220052	08/01/2021	OHIO CHILD SUPPORT CENTRAL	R	4333.99	ACCOUNTS PAYABLE CHECK
220053	08/01/2021	PACIFIC LIFE	R	1675.00	ACCOUNTS PAYABLE CHECK
220054	08/01/2021	RF DISBURSEMENTS	R	767.50	ACCOUNTS PAYABLE CHECK
220055	08/01/2021	SHAKER HTS MUNICIPAL COURT	R	666.42	ACCOUNTS PAYABLE CHECK
220056	08/01/2021	STANDING CHAPTER 13 TRUSTEE	R	1484.63	ACCOUNTS PAYABLE CHECK
220057	08/01/2021	SECURITY BENEFITS	R	675.00	ACCOUNTS PAYABLE CHECK
220058	08/16/2021	AIG RETIREMENT	R	3750.00	ACCOUNTS PAYABLE CHECK
220059	08/16/2021	AMERICAN FAMILY LIFE INS, ASSN CO.	R	895.38	ACCOUNTS PAYABLE CHECK
220060	08/16/2021	ASPIRE FINANCIAL SERVICES	R	5563.48	ACCOUNTS PAYABLE CHECK
220061	08/16/2021	CUYAHOGA CNTY COMMON PLEAS	R	100.00	ACCOUNTS PAYABLE CHECK
220062	08/16/2021	EQUITABLE FINANCIAL	R	6421.00	ACCOUNTS PAYABLE CHECK

POWERSCHOOL  
DATE: 09/20/2021  
TIME: 14:43:31

SHAKER HEIGHTS CITY SCHOOLS  
CHECK REGISTER INCLUDING SYSTEM VOIDS

PAGE NUMBER: 6  
ACCTPA21  
ACCOUNTING PERIOD: 2/22

SELECTION CRITERIA: chkstat.rundate between '20210801 00:00:00.000' and '20210831 00:00:00.000'

220063	08/16/2021	EQUITABLE FINANCIAL	R	6099.50	ACCOUNTS PAYABLE CHECK
220064	08/16/2021	PENSERV PLAN SERVICES INC	R	462.50	ACCOUNTS PAYABLE CHECK
220065	08/16/2021	GALIC DISBURSING CO.	R	2326.07	ACCOUNTS PAYABLE CHECK
220066	08/16/2021	LYNDHURST MUNICIPAL COURT	R	682.10	ACCOUNTS PAYABLE CHECK
220067	08/16/2021	METLIFE GROUP	R	3684.88	ACCOUNTS PAYABLE CHECK
220068	08/16/2021	MIDWEST ANNUITY	R	1272.00	ACCOUNTS PAYABLE CHECK
220069	08/16/2021	NATIONAL LIFE GROUP	R	1215.23	ACCOUNTS PAYABLE CHECK
220070	08/16/2021	OHIO CHILD SUPPORT CENTRAL	R	4333.99	ACCOUNTS PAYABLE CHECK
220071	08/16/2021	PACIFIC LIFE	R	1675.00	ACCOUNTS PAYABLE CHECK
220072	08/16/2021	RF DISBURSEMENTS	R	767.50	ACCOUNTS PAYABLE CHECK
220073	08/16/2021	SHAKER HTS MUNICIPAL COURT	R	652.05	ACCOUNTS PAYABLE CHECK
220074	08/16/2021	STANDING CHAPTER 13 TRUSTEE	R	1484.63	ACCOUNTS PAYABLE CHECK
220075	08/16/2021	SECURITY BENEFITS	R	675.00	ACCOUNTS PAYABLE CHECK
* V843915	08/31/2021	ALLSTATE	R	17966.70	ACCOUNTS PAYABLE VOUCHER
* V843916	08/31/2021	LINCOLN NATIONAL LIFE INS CO	R	23364.89	ACCOUNTS PAYABLE VOUCHER
* V943876	08/09/2021	AMERICAN EXPRESS	V	0.00	VOID: MULTI STUB VOUCHER
* V943877	08/09/2021	AMERICAN EXPRESS	V	0.00	VOID: MULTI STUB VOUCHER
* V943878	08/09/2021	AMERICAN EXPRESS	V	0.00	VOID: MULTI STUB VOUCHER
* V943896	08/20/2021	GEOFFREY S GAINFORD	R	221.26	ACCOUNTS PAYABLE VOUCHER
* V943897	08/20/2021	ANDREW O GLASIER	R	17.66	ACCOUNTS PAYABLE VOUCHER
* V943898	08/20/2021	TEANNA N WEEKS	R	77.00	ACCOUNTS PAYABLE VOUCHER
* V943899	08/25/2021	NATHANIEL H REESE JR	R	44.90	ACCOUNTS PAYABLE VOUCHER
* V943900	08/25/2021	AMERICAN EXPRESS	R	648.39	ACCOUNTS PAYABLE VOUCHER
* V943901	08/25/2021	AT & T	R	2803.78	ACCOUNTS PAYABLE VOUCHER
* V943902	08/25/2021	BELLEFAIRE JCB	R	20296.00	ACCOUNTS PAYABLE VOUCHER
* V943903	08/25/2021	CITY OF CLEVELAND WATER	R	7317.66	ACCOUNTS PAYABLE VOUCHER
* V943904	08/25/2021	NORTHEAST OHIO REGIONAL SEWER	R	13093.85	ACCOUNTS PAYABLE VOUCHER
* V943905	08/25/2021	SPECTRUM (TIME WARNER CABLE)	R	2723.86	ACCOUNTS PAYABLE VOUCHER
* V943906	08/25/2021	VERIZON	R	6444.21	ACCOUNTS PAYABLE VOUCHER
* V943907	08/25/2021	WASTE MANAGEMENT OF OHIO INC	R	5012.19	ACCOUNTS PAYABLE VOUCHER
* V943908	08/31/2021	AMERICAN EXPRESS (TRAVEL CARDS)	R	6469.34	ACCOUNTS PAYABLE VOUCHER
* V943909	08/31/2021	PNC BANK	R	887.27	ACCOUNTS PAYABLE VOUCHER
* V943910	08/31/2021	HNB MEDICARE	R	71118.73	ACCOUNTS PAYABLE VOUCHER
* V943911	08/31/2021	SCHOOL EMPLOYEE RETIREMENT (SERS)	R	29432.68	ACCOUNTS PAYABLE VOUCHER
* V943912	08/31/2021	STATE TEACHERS RETIREMENT (STRS)	R	32123.84	ACCOUNTS PAYABLE VOUCHER
* V943913	08/31/2021	MEDICAL MUTUAL OF OHIO	R	1372007.81	ACCOUNTS PAYABLE VOUCHER
* V943914	08/31/2021	ANTHEM	R	66089.93	ACCOUNTS PAYABLE VOUCHER
* V943920	08/31/2021	AMERICAN EXPRESS	R	36447.65	ACCOUNTS PAYABLE VOUCHER
* V943921	08/31/2021	CCT FINANCIAL	R	10336.25	ACCOUNTS PAYABLE VOUCHER
* V943922	08/31/2021	COSTCO CITI CARD	R	1023.26	ACCOUNTS PAYABLE VOUCHER
* V943923	08/31/2021	VAN AUKEN AKINS ARCHITECTS LLC	R	61817.61	ACCOUNTS PAYABLE VOUCHER
* V943924	08/31/2021	CUYAHOGA CO REAL ESTATE TAX	R	545821.34	ACCOUNTS PAYABLE VOUCHER
* V943925	08/31/2021	HUNTINGTON BANK	R	1105.26	ACCOUNTS PAYABLE VOUCHER
* V943926	08/31/2021	MWW1 OH LLC	R	2330.00	ACCOUNTS PAYABLE VOUCHER
* V943927	08/31/2021	PAY FOR IT	R	2269.82	ACCOUNTS PAYABLE VOUCHER
* V943928	08/31/2021	PNC - STORED VALUE DEBIT CARD	R	75000.00	ACCOUNTS PAYABLE VOUCHER
* V943929	08/31/2021	RED TREE INVESTMENT GROUP	R	4213.38	ACCOUNTS PAYABLE VOUCHER
* V943930	08/31/2021	SQUARE	R	0.39	ACCOUNTS PAYABLE VOUCHER
* V943931	08/31/2021	SUPERIOR PRESS	R	167.37	ACCOUNTS PAYABLE VOUCHER
* V943932	08/31/2021	HUNTINGTON BANK-MASTERCARDS	R	33.20	ACCOUNTS PAYABLE VOUCHER
* V943933	08/31/2021	HUNTINGTON BANK-MASTERCARDS	R	2237.83	ACCOUNTS PAYABLE VOUCHER
* V943934	08/31/2021	HUNTINGTON BANK-MASTERCARDS	R	150.00	ACCOUNTS PAYABLE VOUCHER
* V946060	08/01/2021	AFSCME PEOPLE	R	31.68	ACCOUNTS PAYABLE VOUCHER
* V946061	08/01/2021	ALLSTATE	R	9062.73	ACCOUNTS PAYABLE VOUCHER
* V946062	08/01/2021	ANTHEM OPTIONAL LIFE	R	1744.30	ACCOUNTS PAYABLE VOUCHER
* V946063	08/01/2021	EDUCATORS RESERVE	R	1171.00	ACCOUNTS PAYABLE VOUCHER
* V946064	08/01/2021	HNB MEDICARE	R	70511.12	ACCOUNTS PAYABLE VOUCHER

POWERSCHOOL  
DATE: 09/20/2021  
TIME: 14:43:31

SHAKER HEIGHTS CITY SCHOOLS  
CHECK REGISTER INCLUDING SYSTEM VOIDS

PAGE NUMBER: 7  
ACCTPA21  
ACCOUNTING PERIOD: 2/22

SELECTION CRITERIA: chkstat.rundate between '20210801 00:00:00.000' and '20210831 00:00:00.000'

* V946065	08/01/2021	HUNTINGTON BANK	R	219121.72	ACCOUNTS PAYABLE VOUCHER
* V946066	08/01/2021	LEGALSHIELD	R	554.04	ACCOUNTS PAYABLE VOUCHER
* V946067	08/01/2021	LINCOLN NATIONAL LIFE INS CO	R	1865.98	ACCOUNTS PAYABLE VOUCHER
* V946068	08/01/2021	LOCAL 200 DUES 12 MO	R	1770.00	ACCOUNTS PAYABLE VOUCHER
* V946069	08/01/2021	MEDICAL MUTUAL FLEX PLAN	R	8599.57	ACCOUNTS PAYABLE VOUCHER
* V946070	08/01/2021	O.A.P.S.E. LOCAL 149	R	3040.70	ACCOUNTS PAYABLE VOUCHER
* V946071	08/01/2021	OHIO PUBLIC DEFERRED COMPENSATION	R	13016.17	ACCOUNTS PAYABLE VOUCHER
* V946072	08/01/2021	OHIO SCHOOL DISTRICT INC.TAX	R	206.67	ACCOUNTS PAYABLE VOUCHER
* V946073	08/01/2021	RITA	R	55032.24	ACCOUNTS PAYABLE VOUCHER
* V946074	08/01/2021	SCHOOL EMPLOYEE RETIREMENT	R	64498.40	ACCOUNTS PAYABLE VOUCHER
* V946075	08/01/2021	SCHOOL EMPLOYEE RETIREMENT (SERS)	R	101035.51	ACCOUNTS PAYABLE VOUCHER
* V946076	08/01/2021	SHCSD ANTHEM LIFE	R	3005.52	ACCOUNTS PAYABLE VOUCHER
* V946077	08/01/2021	SHCSD DENTAL	R	30304.04	ACCOUNTS PAYABLE VOUCHER
* V946078	08/01/2021	SHCSD MEDICAL	R	367585.39	ACCOUNTS PAYABLE VOUCHER
* V946079	08/01/2021	SHCSD PRESCRIPTION	R	89569.61	ACCOUNTS PAYABLE VOUCHER
* V946080	08/01/2021	STATE TEACHERS RETIREMENT	R	246544.67	ACCOUNTS PAYABLE VOUCHER
* V946081	08/01/2021	STATE TEACHERS RETIREMENT (STRS)	R	278810.94	ACCOUNTS PAYABLE VOUCHER
* V946082	08/01/2021	STRS BUY BACK ANNUITIZED	R	1263.75	ACCOUNTS PAYABLE VOUCHER
* V946083	08/01/2021	TREASURER, STATE OF OHIO	R	58683.97	ACCOUNTS PAYABLE VOUCHER
* V946084	08/01/2021	VOYA RETIREMENT INS. AND ANNUITY CO	R	3028.52	ACCOUNTS PAYABLE VOUCHER
* V946085	08/01/2021	VOYA RETIREMENT INS.&ANNUITY	R	4957.98	ACCOUNTS PAYABLE VOUCHER
* V947000	08/04/2021	HNB MEDICARE	R	164.66	ACCOUNTS PAYABLE VOUCHER
* V947001	08/04/2021	HUNTINGTON BANK	R	207.92	ACCOUNTS PAYABLE VOUCHER
* V947002	08/04/2021	SCHOOL EMPLOYEE RETIREMENT	R	77.35	ACCOUNTS PAYABLE VOUCHER
* V947003	08/04/2021	SCHOOL EMPLOYEE RETIREMENT (SERS)	R	121.44	ACCOUNTS PAYABLE VOUCHER
* V947004	08/04/2021	STATE TEACHERS RETIREMENT	R	686.64	ACCOUNTS PAYABLE VOUCHER
* V947005	08/04/2021	STATE TEACHERS RETIREMENT (STRS)	R	686.64	ACCOUNTS PAYABLE VOUCHER
* V947006	08/04/2021	TREASURER, STATE OF OHIO	R	83.10	ACCOUNTS PAYABLE VOUCHER
* V947007	08/16/2021	AFSCME PEOPLE	R	31.68	ACCOUNTS PAYABLE VOUCHER
* V947008	08/16/2021	ALLSTATE	R	8575.17	ACCOUNTS PAYABLE VOUCHER
* V947009	08/16/2021	ANTHEM OPTIONAL LIFE	R	1756.15	ACCOUNTS PAYABLE VOUCHER
* V947010	08/16/2021	EDUCATORS RESERVE	R	1171.00	ACCOUNTS PAYABLE VOUCHER
* V947011	08/16/2021	HNB MEDICARE	R	71561.68	ACCOUNTS PAYABLE VOUCHER
* V947012	08/16/2021	HUNTINGTON BANK	R	224516.84	ACCOUNTS PAYABLE VOUCHER
* V947013	08/16/2021	LEGALSHIELD	R	558.00	ACCOUNTS PAYABLE VOUCHER
* V947014	08/16/2021	LINCOLN NATIONAL LIFE INS CO	R	1888.69	ACCOUNTS PAYABLE VOUCHER
* V947015	08/16/2021	LOCAL 200 DUES 12 MO	R	1740.00	ACCOUNTS PAYABLE VOUCHER
* V947016	08/16/2021	MEDICAL MUTUAL FLEX PLAN	R	8768.67	ACCOUNTS PAYABLE VOUCHER
* V947017	08/16/2021	O.A.P.S.E. LOCAL 149	R	3040.70	ACCOUNTS PAYABLE VOUCHER
* V947018	08/16/2021	OHIO PUBLIC DEFERRED COMPENSATION	R	13166.17	ACCOUNTS PAYABLE VOUCHER
* V947019	08/16/2021	OHIO SCHOOL DISTRICT INC.TAX	R	206.78	ACCOUNTS PAYABLE VOUCHER
* V947020	08/16/2021	RITA	R	55972.18	ACCOUNTS PAYABLE VOUCHER
* V947021	08/16/2021	SCHOOL EMPLOYEE RETIREMENT	R	65756.88	ACCOUNTS PAYABLE VOUCHER
* V947022	08/16/2021	SCHOOL EMPLOYEE RETIREMENT (SERS)	R	103007.66	ACCOUNTS PAYABLE VOUCHER
* V947023	08/16/2021	SHCSD ANTHEM LIFE	R	3021.40	ACCOUNTS PAYABLE VOUCHER
* V947024	08/16/2021	SHCSD DENTAL	R	30495.32	ACCOUNTS PAYABLE VOUCHER
* V947025	08/16/2021	SHCSD MEDICAL	R	369299.73	ACCOUNTS PAYABLE VOUCHER
* V947026	08/16/2021	SHCSD PRESCRIPTION	R	90155.51	ACCOUNTS PAYABLE VOUCHER
* V947027	08/16/2021	STATE TEACHERS RETIREMENT	R	247616.78	ACCOUNTS PAYABLE VOUCHER
* V947028	08/16/2021	STATE TEACHERS RETIREMENT (STRS)	R	281527.34	ACCOUNTS PAYABLE VOUCHER
* V947029	08/16/2021	STRS BUY BACK ANNUITIZED	R	1263.75	ACCOUNTS PAYABLE VOUCHER
* V947030	08/16/2021	TREASURER, STATE OF OHIO	R	59941.59	ACCOUNTS PAYABLE VOUCHER
* V947031	08/16/2021	VOYA RETIREMENT INS. AND ANNUITY CO	R	3028.52	ACCOUNTS PAYABLE VOUCHER
* V947032	08/16/2021	VOYA RETIREMENT INS.&ANNUITY	R	4957.98	ACCOUNTS PAYABLE VOUCHER
TOTAL FUND				6695281.16	

TOTAL REPORT

6695281.16

\*\*\*\*\* Vendor name redacted in accordance with the privacy provisions of FERPA



## **10. BOND ISSUE EXPENDITURE SUMMARY**

**SHAKER HEIGHTS CITY SCHOOL DISTRICT**  
**FUND 004**  
**CAPITAL PROJECT EXPENDITURES**

**SUMMARY AS OF**  
**August 31, 2021**

<b>CATEGORY</b>	<b>BEG. OF MONTH BALANCE</b>	<b>EXPENDITURES MTD</b>	<b>EXPENDITURES TO DATE</b>
<b>OTHER NON-BOND PROJECTS</b> 9121, 9150&9620	\$31,406,590.18	\$0.00	\$31,406,590.18
<b>SSF FUNDED PROJECTS</b>	\$2,366,298.80	\$5,251.00	\$2,371,549.80
<b>FY2018 BONDS-SCC 94xx</b>	\$23,266,813.78	\$6,841.96	\$23,273,655.74
<b>TOTAL TO DATE</b>	<b>\$57,039,702.76</b>	<b>\$12,092.96</b>	<b>\$57,051,795.72</b>

**NON-BOND SOURCES  
OTHER**

<b>PROJECT December 31 2018</b>	<b>BUILDING</b>	<b>Land, Building Vehicles, F&amp;E</b>	<b>CHECK DATE</b>	<b>SPECIAL COST CENTER</b>	<b>ESTIMATED COST</b>	<b>ACTUAL COST MTD</b>	<b>ACTUAL COST TO DATE</b>	<b>CONTRACTOR/ VENDOR</b>
<b>Other:</b>								
install hot water boiler; remove old one	Middle School		1/12/2005		\$6,000.00	\$6,000.00	\$6,000.00	Hoover Heating & Air Cond.
completion of electrical upgrades	High School		1/31/2005		\$11,472.00	\$11,472.00	\$11,472.00	Genesis Electric
service on Hydro Pulse boiler	District		1/31/2005		\$685.00	\$685.00	\$685.00	Hoover Heating & Air Cond.
DA Robers & Assoc	District		2/9/2005		\$2,000.00	\$2,000.00	\$2,000.00	DA Robers & Assoc.
repair roof leaks	Woodbury		2/17/2005		\$470.00	\$470.00	\$470.00	Allied Commerical Roofing
repair roof leaks	Middle School		2/17/2005		\$260.00	\$260.00	\$260.00	Allied Commerical Roofing
telecomm & tech consulting project	District		2/17/2005		\$2,343.75	\$2,343.75	\$2,343.75	Business Technologies
Boulevard elevator - architectural fee	Boulevard		2/17/2005		\$2,070.00	\$2,070.00	\$2,070.00	Collins, Gordon, Bostwick
8 Year Plan - prof services	District		2/17/2005		\$1,298.75	\$1,298.75	\$1,298.75	Collins, Gordon, Bostwick
Onaway Learning Garden - architect	Onaway		2/17/2005		\$3,207.99	\$3,207.99	\$3,207.99	McKnight & Assoc. Ltd.
48 chairs with chrome frames	Fernway		2/17/2005		\$2,283.43	\$2,283.43	\$2,283.43	Waller-Duman Inc.
cafeteria table	Boulevard		2/17/2005		\$942.44	\$942.44	\$942.44	Waller-Duman Inc.
20 folding tables	High School		2/17/2005		\$4,851.00	\$4,851.00	\$4,851.00	Waller-Duman Inc.
repair roof leaks	High School		2/25/2005		\$860.00	\$860.00	\$860.00	Allied Commerical Roofing
repair roof leaks	High School		2/25/2005		\$440.00	\$440.00	\$440.00	Allied Commerical Roofing
repair roof leaks	Fernway		2/25/2005		\$250.00	\$250.00	\$250.00	Allied Commerical Roofing
engineering visit - swing support	Mercer		2/25/2005		\$375.00	\$375.00	\$375.00	Barber and Hoffman Inc
engineering visit - stair vibration	Fernway		2/25/2005		\$840.00	\$840.00	\$840.00	Barber and Hoffman Inc
schematic design - 8 Year Plan	District		2/25/2005		\$1,860.00	\$1,860.00	\$1,860.00	Collins, Gordon, Bostwick
HVAC service call - Phys Ed office	High School		2/25/2005		\$152.50	\$152.50	\$152.50	Hoover Heating & Air Cond.
2nd year of Gold maint - 60 mo contract	District		3/8/2005		\$7,599.00	\$7,599.00	\$7,599.00	Integrated Precision
Woodbury addendum on maint contract	Woodbury		3/8/2005		\$2,081.45	\$2,081.45	\$2,081.45	Integrated Precision
project mgmt activites - roof restoration	HS, Mercer		3/16/2005		\$630.00	\$630.00	\$630.00	Kenderson, Inc.
audio/video consult/design	Onaway		3/16/2005		\$111.18	\$111.18	\$111.18	Teamco/John Paul Baker
repair roof leaks	Bus Gar, Mercer		3/16/2005		\$720.00	\$720.00	\$720.00	Allied Commerical Roofing
consulting - spec ed student transp	District		3/16/2005		\$3,000.00	\$3,000.00	\$3,000.00	Education Logistics, Inc.
audio/video consult/design	Middle School		3/24/2005		\$607.66	\$607.66	\$607.66	Teamco/John Paul Baker
tractor and loader	District		3/24/2005		\$21,612.55	\$21,612.55	\$21,612.55	West Shore New Holland, Inc
legal ad for "Peter's Garden"	Onaway		3/28/2005		\$556.92	\$556.92	\$556.92	Plain Dealer
engnr/arch serv - mobile classrm relo	District		3/30/2005		\$17,969.53	\$17,969.53	\$17,969.53	Christian & Klopper, Inc.
arch services - SHCSD 8 year plan	District		3/30/2005		\$2,070.00	\$2,070.00	\$2,070.00	Collins, Gordon, Bostwick
roof and gutter repairs	District	Building	4/28/2005	9150	\$1,225.00	\$1,225.00	\$1,225.00	Allied Commercial Roofing
spec ed transp study - travel exp	District	F&E	4/28/2005	9150	\$275.63	\$275.63	\$275.63	Education Logistics, Inc.
flat screen monitor (19")	Transportation	F&E	4/30/2005	9150	\$349.00	\$349.00	\$349.00	Dell Marketing L.P.
flat screen monitor (17")	Admin	F&E	4/30/2005	9150	\$229.00	\$229.00	\$229.00	Dell Marketing L.P.
engineering for elect serv upgrade	High School	Building	5/4/2005	9150	\$520.00	\$520.00	\$520.00	Karpinski Engineering
install mini-split A/C units (5)	District	F&E	5/10/2005	9150	\$21,282.50	\$21,282.50	\$21,282.50	Hoover Heating & Air Cond.
ornamental spray - Rose Garden	Woodbury	Land	5/26/2005	9150	\$97.00	\$97.00	\$97.00	H.A.M. Landscaping
tables with Chem-Armor surface (3)	Woodbury	F&E	5/26/2005	9150	\$3,135.00	\$3,135.00	\$3,135.00	Ward's Natural Science
metal student lockers	Fernway	F&E	5/26/2005	9150	\$1,200.00	\$1,200.00	\$1,200.00	Waller-Duman Inc.
ornamental Spray - Rose Garden	Woodbury	Land	6/9/2005	9150	\$195.45	\$195.45	\$195.45	H.A.M. Landscaping
qtrly fee - telecom & tech consulting	Admin	F&E	6/9/2005	9150	\$2,343.75	\$2,343.75	\$2,343.75	Business Technologies

**OTHER**

<b>PROJECT December 31 2018</b>	<b>BUILDING</b>	<b>Land, Building Vehicles, F&amp;E</b>	<b>CHECK DATE</b>	<b>SPECIAL COST CENTER</b>	<b>ESTIMATED COST</b>	<b>ACTUAL COST MTD</b>	<b>ACTUAL COST TO DATE</b>	<b>CONTRACTOR/ VENDOR</b>
TV mount	Boulevard	F&E	6/27/2005	9150	\$180.00	\$180.00	\$180.00	Teamco/John Paul Baker
travel exp for transp consultant	Admin	F&E	6/27/2005	9150	\$278.17	\$278.17	\$278.17	Education Logistics, Inc.
portion of plan review - elev study	Boulevard	Building	6/27/2005	9150	\$188.23	\$188.23	\$188.23	Collins, Gordon, Bostwick
landscaping at Woodbury	Woodbury	Land	7/28/2005	9150	\$135.00	\$135.00	\$135.00	H.A.M. Landscaping
rooftop unit above HS Library	High School	F&E	7/29/2005	9150	\$806.25	\$806.25	\$806.25	Hoover Heating & Air Cond.
install new boiler	Boulevard	F&E	7/29/2005	9150	\$20,580.00	\$20,580.00	\$20,580.00	RCR Services Inc.
1/2 cost of Door H lock and remote	District	Building	8/5/2005	9150	\$2,365.45	\$2,365.45	\$2,365.45	Integrated Precision
qtrly fee - telecom & tech consulting	Admin	F&E	8/12/2005	9150	\$2,343.75	\$2,343.75	\$2,343.75	Business Technologies
ornamental spray - Rose Garden	Woodbury	Land	8/12/2005	9150	\$540.00	\$540.00	\$540.00	H.A.M. Landscaping
architectural services - Peters Garden	Onaway	Land	8/31/2005	9150	\$1,512.46	\$1,512.46	\$1,512.46	McKnight & Assoc. Ltd.
miscellaneous roof repairs	District	Building	9/15/2005	9150	\$1,260.00	\$1,260.00	\$1,260.00	Allied Commercial Roofing
ornamental Spray - Rose Garden	Woodbury	Land	9/15/2005	9150	\$405.00	\$405.00	\$405.00	H.A.M. Landscaping
service call on small a/c unit	High School	F&E	9/15/2005	9150	\$203.00	\$203.00	\$203.00	Hoover Heating & Air Cond.
architectural services - Peters Garden	Onaway	Land	9/23/2005	9150	\$900.00	\$900.00	\$900.00	McKnight & Assoc. Ltd.
upgrade AED units	District	F&E	9/23/2005	9150	\$7,281.25	\$7,281.25	\$7,281.25	Medtronic Physio-Control Corp
annual roofing inspection/assessment	District	Building	10/12/2005	9150	\$1,375.00	\$1,375.00	\$1,375.00	Kenderson, Inc.
re-mount TV in music room	Woodbury	F&E	10/12/2005	9150	\$277.60	\$277.60	\$277.60	Teamco/John Paul Baker
repairs on computer lab rooftop a/c	Woodbury	F&E	10/19/2005	9150	\$338.93	\$338.93	\$338.93	Hoover Heating & Air Cond.
maint contract - attendance ph system	High School	F&E	10/28/2005	9150	\$395.00	\$395.00	\$395.00	US Netcom Corp
repair of roof leaks	MS & Bus Gar	Building	11/4/2005	9150	\$1,550.00	\$1,550.00	\$1,550.00	Allied Commercial Roofing
SMART board	Onaway	F&E	11/4/2004	9150	\$1,923.00	\$1,923.00	\$1,923.00	SMART Ed. Services
partial exp for SMARTbd to Jennings	Onaway	F&E	5/18/2006	9150	(\$1,373.37)	(\$1,373.37)	(\$1,373.37)	SSF/Jennings Grant
ornamental Spray, Rose Garden, Sep	Woodbury	Land	11/7/2005	9150	\$540.00	\$540.00	\$540.00	H.A.M. Landscaping
five addtl parking slots (Peter's Grdn)	Onaway	Land	11/14/2005	9150	\$22,962.00	\$22,962.00	\$22,962.00	Vizmeg Landscape Inc.
repair of roof leaks	Admin	Building	11/18/2005	9150	\$230.00	\$230.00	\$230.00	Allied Commercial Roofing
ornamental spray, Rose Garden, Oct	Woodbury	Land	11/23/2005	9150	\$270.00	\$270.00	\$270.00	H.A.M. Landscaping
upgrade of a/c unit to Mitsubishi	Onaway	F&E	11/23/2005	9150	\$650.00	\$650.00	\$650.00	Hoover Heating & Air Cond.
s/w maint & support - PhoneMaster	Transportation	F&E	12/9/2005	9150	\$499.00	\$499.00	\$499.00	US Netcom Corp
roof repairs at Admin Building	Admin	Building	12/30/2005	9150	\$395.00	\$395.00	\$395.00	Allied Commercial Roofing
misc service calls re: furnace/AC	District	F&E	1/13/2006	9150	\$1,531.34	\$1,531.34	\$1,531.34	Hoover Heating & Air Cond.
gutter and roof repair	Mercer	Building	1/24/2006	9150	\$1,595.00	\$1,595.00	\$1,595.00	Allied Commercial Roofing
two Epson projectors	Onaway	F&E	2/10/2006	9150	\$2,483.98	\$2,483.98	\$2,483.98	CDW Government, Inc.
labor for mounting televisions	Boulevard	F&E	2/15/2006	9150	\$480.00	\$480.00	\$480.00	Teamco/John Paul Baker
corner desk with hutch, storage unit	District	F&E	2/15/2006	9150	\$1,658.00	\$1,658.00	\$1,658.00	Mentor Office Supply
mobile files with lock	District	F&E	2/15/2006	9150	\$692.00	\$692.00	\$692.00	Mentor Office Supply
appliance - tchrs lounge (was Fnd 01)	Boulevard	F&E	2/28/2006	9150	\$455.00	\$455.00	\$455.00	Lowe's
music library system	Middle School	F&E	3/9/2006	9150	\$6,584.25	\$6,584.25	\$6,584.25	Wenger Corporation
repairs of roof leak over room 113	Lomond	Building	3/31/2006	9150	\$385.00	\$385.00	\$385.00	Allied Commercial Roofing
ornamental spray, Rose Garden, Mar	Woodbury	Land	4/27/2006	9150	\$135.00	\$135.00	\$135.00	H.A.M. Landscaping
ornamental spray, Rose Garden, Apr	Woodbury	Land	5/25/2006	9150	\$135.00	\$135.00	\$135.00	H.A.M. Landscaping
repair of roof leak and loose slates	Woodbury	Building	6/16/2006	9150	\$265.00	\$265.00	\$265.00	Allied Commercial Roofing
repair of three roof leak areas	Boulevard	Building	6/16/2006	9150	\$725.00	\$725.00	\$725.00	Allied Commercial Roofing
correction to SSF share for P's Garden	Onaway	Land	6/30/2006	9150	\$702.00	\$702.00	\$702.00	transfer Vizmeg exp from SSF
ornamental spray - Rose Garden, Jun	Woodbury	Land	7/21/2006	9150	\$540.00	\$540.00	\$540.00	H.A.M. Landscaping
service call on a/c in Music Room	Fernway	Building	7/21/2006	9150	\$165.00	\$165.00	\$165.00	Hoover Heating & Air Cond.

**OTHER**

<b>PROJECT December 31 2018</b>	<b>BUILDING</b>	<b>Land, Building Vehicles, F&amp;E</b>	<b>CHECK DATE</b>	<b>SPECIAL COST CENTER</b>	<b>ESTIMATED COST</b>	<b>ACTUAL COST MTD</b>	<b>ACTUAL COST TO DATE</b>	<b>CONTRACTOR/ VENDOR</b>
repair roof leak	Admin	Building	7/31/2006	9150	\$375.00	\$375.00	\$375.00	Allied Commercial Roofing
ornamental spray - Rose Garden, Jul	Woodbury	Land	8/31/2006	9150	\$540.00	\$540.00	\$540.00	H.A.M. Landscaping
three seat walls/benches	Onaway	Land	8/31/2006	9181	\$8,400.00	\$8,400.00	\$8,400.00	Pinzone II
reimb from PTO for three benches	Onaway	Land	9/27/2006	9181	(\$8,400.00)	(\$8,400.00)	(\$8,400.00)	Onaway PTO
ornamental spray - Rose Garden, Aug	Woodbury	Land	9/8/2006	9150	\$540.00	\$540.00	\$540.00	H.A.M. Landscaping
install TV/VCR mounts	District	F&E	9/15/2006	9150	\$5,824.69	\$5,824.69	\$5,824.69	Teamco/John Paul Baker
move outlet	Mercer	Building	9/22/2006	9150	\$315.00	\$315.00	\$315.00	Teamco/John Paul Baker
repair roof leak	Boulevard	Building	9/27/2006	9150	\$395.00	\$395.00	\$395.00	Allied Commercial Roofing
ornamental spray - Rose Garden, Sep	Woodbury	Land	10/16/2006	9150	\$540.00	\$540.00	\$540.00	H.A.M. Landscaping
ornamental spray - Rose Garden, Oct	Woodbury	Land	11/17/2006	9150	\$135.00	\$135.00	\$135.00	H.A.M. Landscaping
repair of misc roof leaks	District	Building	11/17/2006	9150	\$1,515.00	\$1,515.00	\$1,515.00	Allied Commercial Roofing
miscellaneous roof repairs	Middle School	Building	11/30/2006	9150	\$2,770.00	\$2,770.00	\$2,770.00	Allied Commercial Roofing
transfer F07 Rose Garden exp to Fd 1	Woodbury	Land	11/30/2006	9150	(\$2,295.00)	(\$2,295.00)	(\$2,295.00)	intra-district transfer
install TV & cabling for computer AV	Middle School	F&E	12/20/2006	9150	\$690.00	\$690.00	\$690.00	Teamco/John Paul Baker
repair of misc roof leaks	High School	Building	12/29/2006	9150	\$785.00	\$785.00	\$785.00	Allied Commercial Roofing
water testing of drains over auditorium	High School	Building	12/29/2006	9150	\$425.00	\$425.00	\$425.00	Allied Commercial Roofing
repair damaged section of roof	Middle School	Building	2/19/2007	9150	\$3,995.00	\$3,995.00	\$3,995.00	Allied Commercial Roofing
repair of roof leaks and cracked drain	Middle School	Building	4/20/2007	9150	\$275.00	\$275.00	\$275.00	Allied Commercial Roofing
ornamental spray - Rose Garden, May&Jun	Woodbury	Land	8/10/2007	9150	\$1,080.00	\$1,080.00	\$1,080.00	H.A.M. Landscaping
cable outlet installed	High School	Building	10/8/2007	9150	\$403.49	\$403.49	\$403.49	Teamco/John Paul Baker
legal charges	High School	Building	11/24/2007	9150	\$958.08	\$958.08	\$958.08	Plain Dealer
ornamental spray - Rose Garden	Woodbury	Land	12/11/2007	9150	\$1,485.00	\$1,485.00	\$1,485.00	H.A.M. Landscaping
cable installation and TV mounting	High School	F&E	12/20/2007	9150	\$1,474.53	\$1,474.53	\$1,474.53	Teamco/John Paul Baker
antenna and mast	Fernway	F&E	1/16/2008	9150	\$639.58	\$639.58	\$639.58	Teamco/John Paul Baker
Plain Dealer Ad	District	Building	7/26/2008	9150	\$1,137.72	\$1,137.72	\$1,137.72	Plain Dealer
Plain Dealer Ad	District	Building	8/30/2008	9150	\$978.04	\$978.04	\$978.04	Plain Dealer
Extend cable system	District	Building	10/14/2008	9150	\$2,084.32	\$2,084.32	\$2,084.32	Teamco/John Paul Baker
Emergency Fire Remediation	District	Building	12/12/2008	9150	\$6,435.72	\$6,435.72	\$6,435.72	Yanesh Brothers Construction
Water damage, restoration services	District	Building	12/31/2008	9150	\$47,000.00	\$47,000.00	\$47,000.00	Paul Davis Restoration of Cleve
TV installation	High School	F&E	1/16/2009	9150	\$660.00	\$660.00	\$660.00	Teamco/John Paul Baker
Ludlow Restoration	District	Building	5/29/2009	9150	\$5,341.02	\$5,341.02	\$5,341.02	Paul Davis Restoration of Cleve
DLMO Supplies	District	F&E	6/1/2009	9169	\$636.00	\$636.00	\$636.00	Cousin's Video
Security Equipment	District	F&E	9/16/2009	9150	\$21,730.62	\$21,730.62	\$21,730.62	21st Century Alarm/Data
Security Cameras	Middle School	F&E	9/25/2009	9150	\$9,859.00	\$9,859.00	\$9,859.00	21st Century Alarm/Data
Security Cameras	Lomond	F&E	4/22/2010	9150	\$3,850.00	\$3,850.00	\$3,850.00	21st Century Alarm/Data
Security Cameras-Shaker Share	Ludlow	F&E	8/31/2010	9150	\$8,848.50	\$8,848.50	\$8,848.50	21st Century Alarm/Data
Security Cameras-PEP Share	Ludlow	F&E	8/31/2010	9150	\$8,848.50	\$8,848.50	\$8,848.50	21st Century Alarm/Data
Admin Chiller Architectural Services	Admin	F&E	7/31/2014	9150	\$20,444.80	\$20,444.80	\$20,444.80	Neville Architects
Replacement chiller	Admin	F&E	9/16/2014	9150	\$21,143.00	\$21,143.00	\$21,143.00	Carrier Corporation
Replacement chiller	Admin	F&E	10/23/2014	9150	\$114,580.00	\$114,580.00	\$114,580.00	Daikin Applied
Replacement chiller	Admin	F&E	10/30/2014	9150	\$5,220.00	\$5,220.00	\$5,220.00	Daikin Applied
Admin Chiller Architectural Services	Admin	F&E	12/29/2014	9150	\$4,070.00	\$4,070.00	\$4,070.00	Neville Architects
Chiller Replacement Project	Admin	F&E	7/31/2015	9150	\$8,230.00	\$8,230.00	\$8,230.00	Daikin Applied
Correction of prior period expense	Admin	F&E	12/31/2017	9150	(\$94,742.74)	(\$94,742.74)	(\$94,742.74)	Move exp to SCC 9165
Correction of prior period expense	Admin	F&E	12/31/2017	9150	(\$33,244.34)	(\$33,244.34)	(\$33,244.34)	Move exp to SCC 9167

**OTHER**

<b>PROJECT December 31 2018</b>	<b>BUILDING</b>	<b>Land, Building Vehicles, F&amp;E</b>	<b>CHECK DATE</b>	<b>SPECIAL COST CENTER</b>	<b>ESTIMATED COST</b>	<b>ACTUAL COST MTD</b>	<b>ACTUAL COST TO DATE</b>	<b>CONTRACTOR/ VENDOR</b>
HS Fire Remediation	High School	Building	7/24/2018	9150	\$81,064.24	\$81,064.24	\$81,064.24	All Disaster Services
Facilities Assessment	Admin	Building	10/30/2018	9150	\$17.50	\$17.50	\$17.50	Van Auken Akins Architects LLC
<b>LAN - Network Integration Project:</b>								
vendor maintenance renewals (6)	Admin	F&E	1/31/2005		\$563.59	\$563.59	\$563.59	Data Processing Sciences
Network Support - Dec 04	District	F&E	1/31/2005		\$1,500.00	\$1,500.00	\$1,500.00	Information Systems Integration
Network Support - Jan 05 and Feb 05	District	F&E	2/17/2005		\$3,000.00	\$3,000.00	\$3,000.00	Information Systems Integration
Network Support - March 05	District	F&E	4/19/2005	9178	\$1,500.00	\$1,500.00	\$1,500.00	Information Systems Integration
Network Support - April 05	District	F&E	5/4/2005	9178	\$1,500.00	\$1,500.00	\$1,500.00	Information Systems Integration
Network Support - May 05	District	F&E	5/31/2005	9178	\$1,500.00	\$1,500.00	\$1,500.00	Information Systems Integration
Network Support - June 05	District	F&E	6/27/2005	9178	\$1,500.00	\$1,500.00	\$1,500.00	Information Systems Integration
<b>Buses:</b>								
71 passenger school buses (2)	District	Vehicles	5/23/2005	9163	\$117,020.00	\$117,020.00	\$117,020.00	Myers Equipment Corp
bus for special needs students	District	Vehicles	8/18/2005	9163	\$33,676.00	\$33,676.00	\$33,676.00	Transportation Equip Sales Corp
65 passenger school buses (2)	District	Vehicles	8/31/2005	9163	\$117,325.00	\$117,325.00	\$117,325.00	Myers Equipment Corp
principal & interest on 365 day loan	District	Vehicles	10/19/2005	9163	\$734,328.00	\$734,328.00	\$734,328.00	Fifth Third Bank
71 passenger school buses (2)	District	Vehicles	5/18/2006	9163	\$115,766.00	\$115,766.00	\$115,766.00	Myers Equipment Corp
71 passenger school bus	District	Vehicles	8/25/2006	9163	\$58,758.00	\$58,758.00	\$58,758.00	Myers Equipment Corp
principal & interest on 365 day loan	District	Vehicles	10/18/2006	9163	\$592,736.67	\$592,736.67	\$592,736.67	Huntington National Bank
71 passenger school buses (4)	District	Vehicles	10/31/2006	9163	\$242,892.00	\$242,892.00	\$242,892.00	Wise International Trucks
paying agent fee for bus loan	District	Vehicles	11/27/2006	9163	\$200.00	\$200.00	\$200.00	Huntington National Bank
transfer paying agent fee to Fund 002	District	Vehicles	12/31/2006	9163	(\$200.00)	(\$200.00)	(\$200.00)	Huntington National Bank
principal & interest on 365 day loan	District	Vehicles	10/18/2007	9163	\$592,736.67	\$592,736.67	\$592,736.67	Huntington National Bank
71 passenger school buses (3)	District	Vehicles	10/26/2007	9163	\$208,476.00	\$208,476.00	\$208,476.00	Power City Intn'l Trucks, Inc
65 passenger school buses (1)	District	Vehicles	4/25/2008	9163	\$70,432.60	\$70,432.60	\$70,432.60	Power City Intn'l Trucks, Inc
GPS Unit for buses	District	Vehicles	9/11/2008	9163	\$44,750.00	\$44,750.00	\$44,750.00	Education Logistics, Inc
GPS Units installed	District	Vehicles	9/24/2008	9163	\$26,034.50	\$26,034.50	\$26,034.50	Education Logistics, Inc
principal & interest on 365 day loan	District	Vehicles	10/18/2008	9163	\$518,198.33	\$518,198.33	\$518,198.33	Huntington National Bank
71 passenger school buses (4)	District	Vehicles	1/9/2009	9163	\$299,513.60	\$299,513.60	\$299,513.60	Power City Intn'l Trucks, Inc
Fleettracker software	District	Vehicles	8/14/2009	9163	\$2,024.00	\$2,024.00	\$2,024.00	Education Logistics
Fleettracker trainer travel exp	District	Vehicles	8/14/2009	9163	\$1,594.39	\$1,594.39	\$1,594.39	Education Logistics
Fleettracker training fees	District	Vehicles	8/14/2009	9163	\$2,550.00	\$2,550.00	\$2,550.00	Education Logistics
71 passenger school buses (8)	District	Vehicles	10/9/2009	9171	\$609,017.80	\$609,017.80	\$609,017.80	Power City Intn'l Trucks, Inc
principal & interest on 365 day loan	District	Vehicles	10/15/2009	9163	\$514,958.33	\$514,958.33	\$514,958.33	Huntington National Bank
principal & interest on 365 day loan	District	Vehicles	10/5/2010	9171	\$605,983.33	\$605,983.33	\$605,983.33	Huntington National Bank
School Buses (4)	District	Vehicles	9/23/2011	9171	\$316,868.00	\$316,868.00	\$316,868.00	Center City International
principal & interest on 365 day loan	District	Vehicles	10/4/2011	9171	\$605,983.33	\$605,983.33	\$605,983.33	Huntington National Bank
Interest on 2012 Bus Bonds	District	Vehicles	6/14/2013	9171	\$12,500.00	\$12,500.00	\$12,500.00	Bank of New York Mellon
Principal & interest on 2012 Bus Bonds	District	Vehicles	12/15/2013	9171	\$100,000.00	\$100,000.00	\$100,000.00	Bank of New York Mellon
2015 IC Bus	District	Vehicles	2/28/2014	9171	\$26,992.00	\$26,992.00	\$26,992.00	Interstate Billing Service
Interest on 2012 Bus Bonds	District	Vehicles	6/13/2014	9171	\$9,100.00	\$9,100.00	\$9,100.00	Bank of New York Mellon
Sale of Band Bus	District	Vehicles	7/11/2014	9171	(\$1,544.64)	(\$1,544.64)	(\$1,544.64)	Glean Ministries



**OTHER**

<b>PROJECT December 31 2018</b>	<b>BUILDING</b>	<b>Land, Building Vehicles, F&amp;E</b>	<b>CHECK DATE</b>	<b>SPECIAL COST CENTER</b>	<b>ESTIMATED COST</b>	<b>ACTUAL COST MTD</b>	<b>ACTUAL COST TO DATE</b>	<b>CONTRACTOR/ VENDOR</b>
Principal & interest on 2012 Bus Bonds	District	Vehicles	12/15/2014	9171	\$104,100.00	\$104,100.00	\$104,100.00	Bank of New York Mellon
Interest on 2012 Bus Bonds	District	Vehicles	6/15/2015	9171	\$8,150.00	\$8,150.00	\$8,150.00	Bank of New York Mellon
School Buses (4)	District	Vehicles	11/13/2015	9171	\$357,187.00	\$357,187.00	\$357,187.00	Cardinal Bus Sales
Principal & interest on 2012 Bus Bonds	District	Vehicles	12/15/2015	9171	\$103,150.00	\$103,150.00	\$103,150.00	Bank of New York Mellon
Interest on 2012 Bus Bonds	District	Vehicles	6/15/2016	9171	\$7,200.00	\$7,200.00	\$7,200.00	Bank of New York Mellon
30 passenger bus w/ camera	District	Vehicles	8/25/2016	9171	\$50,739.00	\$50,739.00	\$50,739.00	Cardinal Bus Sales
Bus #2 Trade In	District	Vehicles	8/25/2016	9171	(\$2,150.00)	(\$2,150.00)	(\$2,150.00)	Cardinal Bus Sales
School Buses (3)	District	Vehicles	11/30/2016	9171	\$266,424.00	\$266,424.00	\$266,424.00	Interstate Billing Service
Bus Trade Ins	District	Vehicles	11/30/2016	9171	(\$9,100.00)	(\$9,100.00)	(\$9,100.00)	Interstate Billing Service
Principal & interest on 2012 Bus Bonds	District	Vehicles	12/15/2016	9171	\$102,200.00	\$102,200.00	\$102,200.00	Bank of New York Mellon
Interest on 2012 Bus Bonds	District	Vehicles	6/15/2017	9171	\$6,250.00	\$6,250.00	\$6,250.00	Bank of New York Mellon
Additional Trade-In-2 buses	District	Vehicles	11/28/2017	9171	(\$4,200.00)	(\$4,200.00)	(\$4,200.00)	Myers Equipment Corp
School Buses (3)	District	Vehicles	12/22/2017	9171	\$267,426.00	\$267,426.00	\$267,426.00	Myers Equipment Corp
Bus Trade Ins	District	Vehicles	12/22/2017	9171	(\$9,000.00)	(\$9,000.00)	(\$9,000.00)	Myers Equipment Corp
Principal & interest on 2012 Bus Bonds	District	Vehicles	12/15/2017	9171	\$106,250.00	\$106,250.00	\$106,250.00	Bank of New York Mellon
Interest on 2012 Bus Bonds	District	Vehicles	6/15/2018	9171	\$5,250.00	\$5,250.00	\$5,250.00	Bank of New York Mellon
<b>Other Vehicles &amp; Related Equip:</b>								
Ford van T13	District	Vehicles	3/16/2005		\$23,632.09	\$23,632.09	\$23,632.09	Liberty Ford
Eurovent truck and bus exhaust sys	Bus Garage	Vehicles	4/19/2005	9150	\$20,950.00	\$20,950.00	\$20,950.00	Myers Tire Supply
landscaping machinery and equip	Maintenance	F&E	5/10/2005	9150	\$10,869.00	\$10,869.00	\$10,869.00	Century Equipment
two mowers	Maintenance	F&E	5/26/2005	9150	\$5,615.60	\$5,615.60	\$5,615.60	Marshall Equipment Company
dump Truck/Western Plow	Maintenance	Vehicles	6/9/2005	9150	\$33,049.33	\$33,049.33	\$33,049.33	Liberty Ford
super Z mower	Maintenance	F&E	6/30/2005	9150	\$7,918.40	\$7,918.40	\$7,918.40	Baker Vehicle Systems, Inc.
E-Z-Go Utility Vehicle (Athletics) T16	High School	Vehicles	6/30/2005	9150	\$7,002.00	\$7,002.00	\$7,002.00	Baker Vehicle Systems, Inc.
pick-up truck for maintenance dept	District	Vehicles	7/27/2005	9150	\$11,000.00	\$11,000.00	\$11,000.00	Liberty Ford
2002 Chevy Venture Van T4	District	Vehicles	8/31/2005	9150	\$11,900.00	\$11,900.00	\$11,900.00	Bass Chevrolet
2003 Chevy Venture Van	District	Vehicles	8/31/2005	9150	\$12,495.00	\$12,495.00	\$12,495.00	Bass Chevrolet
furnish & install plows on 3 trucks	Maintenance	F&E	12/9/2005	9150	\$8,375.00	\$8,375.00	\$8,375.00	Eshelman Enterprises Inc.
2004 Ford Ranger T11	Maintenance	Vehicles	9/8/2006	9150	\$16,834.50	\$16,834.50	\$16,834.50	Liberty Ford
2001 Ford F250 w/plow T9	Maintenance	Vehicles	9/8/2006	9150	\$13,500.00	\$13,500.00	\$13,500.00	Liberty Ford
2006 Ford F250 used van	District	Vehicles	10/9/2006	9150	\$18,000.00	\$18,000.00	\$18,000.00	Liberty Ford
2003 Ford Ranger T15	District	Vehicles	10/31/2006	9150	\$10,369.50	\$10,369.50	\$10,369.50	Liberty Ford
Steiner 4x4 tractor	District	Vehicles	11/17/2006	9150	\$6,000.00	\$6,000.00	\$6,000.00	Baker Vehicle Systems, Inc.
2006 Ford Focus	Admin	Vehicles	1/8/2007	9150	\$13,900.00	\$13,900.00	\$13,900.00	Liberty Ford
2004 Ford Pick-up Truck	Admin	Vehicles	4/20/2007	9150	\$19,325.50	\$19,325.50	\$19,325.50	Liberty Ford
2007 Ford F150	District	F&E	11/29/2007	9150	\$55,200.00	\$55,200.00	\$55,200.00	Valley Ford Truck Sales
2004 Ford Windstar Van	Admin	Vehicles	11/30/2007	9150	\$13,265.50	\$13,265.50	\$13,265.50	Liberty Ford
2006 Ford Focus T10	Admin	Vehicles	12/28/2007	9150	\$13,015.50	\$13,015.50	\$13,015.50	Liberty Ford
Yale Fork Truck	District	Vehicles	1/23/2008	9150	\$7,985.00	\$7,985.00	\$7,985.00	North Coast Lift Truck, Inc
Delivery	District	Vehicles	1/23/2008	9150	\$210.00	\$210.00	\$210.00	North Coast Lift Truck, Inc
Fix Battery	District	Vehicles	1/23/2008	9150	\$625.00	\$625.00	\$625.00	North Coast Lift Truck, Inc
Ford Focus	District	Vehicles	2/29/2008	9150	\$12,475.00	\$12,475.00	\$12,475.00	Liberty Ford
dump truck	District	Vehicles	2/22/2008	9150	\$3,500.00	\$3,500.00	\$3,500.00	Valley Ford Truck Sales

**OTHER**

<b>PROJECT December 31 2018</b>	<b>BUILDING</b>	<b>Land, Building Vehicles, F&amp;E</b>	<b>CHECK DATE</b>	<b>SPECIAL COST CENTER</b>	<b>ESTIMATED COST</b>	<b>ACTUAL COST MTD</b>	<b>ACTUAL COST TO DATE</b>	<b>CONTRACTOR/ VENDOR</b>
Ford E150 T17	District	Vehicles	3/28/2008	9150	\$16,475.00	\$16,475.00	\$16,475.00	Liberty Ford
Ford E150	District	Vehicles	3/20/2008	9150	\$16,475.50	\$16,475.50	\$16,475.50	Liberty Ford
Ford E150	District	Vehicles	4/11/2008	9150	\$16,000.00	\$16,000.00	\$16,000.00	Liberty Ford
2005 Ford Focus T7	District	Vehicles	8/15/2008	9150	\$9,614.95	\$9,614.95	\$9,614.95	Liberty Ford
2005 Ford F150	District	Vehicles	8/8/2008	9150	\$14,425.50	\$14,425.50	\$14,425.50	Liberty Ford
2007 Ford Taurus	District	Vehicles	8/29/2008	9150	\$10,975.50	\$10,975.50	\$10,975.50	Liberty Ford
Multipurpose Tractor	District	Vehicles	8/29/2008	9150	\$16,272.50	\$16,272.50	\$16,272.50	Baker Vehicle Systems, Inc.
Multipurpose Tractor	District	Vehicles	9/11/2008	9150	\$455.00	\$455.00	\$455.00	Baker Vehicle Systems, Inc.
2006 Ford F250 T2	District	Vehicles	10/23/2008	9150	\$17,425.00	\$17,425.00	\$17,425.00	Liberty Ford
2004 Ford F-150 T5	District	Vehicles	11/26/2008	9150	\$11,020.50	\$11,020.50	\$11,020.50	Liberty Ford
Terex Front Loader	District	Vehicles	1/23/2009	9150	\$15,000.00	\$15,000.00	\$15,000.00	Falkenberg Excavating, Inc
2008 Ford F250	District	Vehicles	2/25/2009	9150	\$16,895.50	\$16,895.50	\$16,895.50	Liberty Ford
2003 Chevy Venture Van	District	Vehicles	5/8/2009	9150	\$9,875.47	\$9,875.47	\$9,875.47	Liberty Ford
2004 Ford Freestar T8	District	Vehicles	3/25/2010	9150	\$7,543.50	\$7,543.50	\$7,543.50	Liberty Ford
2008 Mercury Mariner T1	District	Vehicles	4/9/2010	9150	\$12,038.50	\$12,038.50	\$12,038.50	Liberty Ford
2008 Mercury Mariner Trade In T1	District	Vehicles	8/26/2010	9150	(\$15,000.00)	(\$15,000.00)	(\$15,000.00)	Liberty Ford
2007 Ford Focus T6	District	Vehicles	8/27/2010	9150	\$9,298.87	\$9,298.87	\$9,298.87	Liberty Ford
2003 Ford Truck T14	District	Vehicles	8/27/2010	9150	\$8,502.87	\$8,502.87	\$8,502.87	Liberty Ford
Lawn Mowers	District	Vehicles	8/13/2010	9150	\$43,850.54	\$43,850.54	\$43,850.54	Baker Vehicle Systems, Inc.
2010 Ford E150 Van	District	Vehicles	10/8/2010	9150	\$19,028.50	\$19,028.50	\$19,028.50	Liberty Ford
2007 Ford F150 T3	District	Vehicles	12/10/2010	9150	\$13,273.50	\$13,273.50	\$13,273.50	Liberty Ford
2006 Ford F250 Trade In T2	District	Vehicles	7/29/2011	9150	(\$13,500.00)	(\$13,500.00)	(\$13,500.00)	Liberty Ford
2008 Ford F250	District	Vehicles	7/29/2011	9150	\$25,023.50	\$25,023.50	\$25,023.50	Liberty Ford
2007 Ford F150 T3	District	Vehicles	9/8/2011	9150	(\$13,100.00)	(\$13,100.00)	(\$13,100.00)	Liberty Ford
2008 Ford F250	District	Vehicles	9/8/2011	9150	\$26,683.50	\$26,683.50	\$26,683.50	Liberty Ford
2002 Chevy Venture Van T4	District	Vehicles	1/5/2012	9150	(\$1,000.00)	(\$1,000.00)	(\$1,000.00)	Liberty Ford
2004 Mercury Monterey T12	District	Vehicles	1/5/2012	9150	\$11,551.50	\$11,551.50	\$11,551.50	Liberty Ford
2007 Ford E350 Van	District	Vehicles	6/14/2012	9150	\$20,283.50	\$20,283.50	\$20,283.50	Liberty Ford
1995 Ford E350 Van	District	Vehicles	6/14/2012	9150	(\$7,500.00)	(\$7,500.00)	(\$7,500.00)	Liberty Ford
2004 Ford F150 T5	District	Vehicles	6/14/2012	9150	(\$1,000.00)	(\$1,000.00)	(\$1,000.00)	Liberty Ford
2011 Toyota	District	Vehicles	8/9/2012	9150	\$23,771.50	\$23,771.50	\$23,771.50	Liberty Ford
2007 Ford Focus T6	District	Vehicles	8/9/2012	9150	(\$4,000.00)	(\$4,000.00)	(\$4,000.00)	Liberty Ford
2005 Ford Focus T7	District	Vehicles	8/9/2012	9150	(\$2,500.00)	(\$2,500.00)	(\$2,500.00)	Liberty Ford
2004 Ford Freestar T8	District	Vehicles	10/4/2012	9150	(\$2,500.00)	(\$2,500.00)	(\$2,500.00)	Liberty Ford
2001 Ford F250 T9	District	Vehicles	10/4/2012	9150	(\$4,500.00)	(\$4,500.00)	(\$4,500.00)	Liberty Ford
2008 Ford F250	District	Vehicles	10/4/2012	9150	\$24,583.00	\$24,583.00	\$24,583.00	Liberty Ford
Various Trade-Ins	District	Vehicles	8/22/2013	9150	(\$18,500.00)	(\$18,500.00)	(\$18,500.00)	Liberty Ford
2006 Ford Focus T10	District	Vehicles	8/22/2013	9150	(\$4,000.00)	(\$4,000.00)	(\$4,000.00)	Liberty Ford
2004 Ford Ranger T11	Maintenance	Vehicles	8/22/2013	9150	(\$4,000.00)	(\$4,000.00)	(\$4,000.00)	Liberty Ford
2008 Ford F350	District	Vehicles	8/22/2013	9150	\$32,273.50	\$32,273.50	\$32,273.50	Liberty Ford
2012 Dodge Grand Caravan	District	Vehicles	3/10/2014	9150	\$17,283.50	\$17,283.50	\$17,283.50	Ganley Dodge, Inc.
2004 Mercury Monterey T12	District	Vehicles	3/10/2014	9150	(\$2,783.50)	(\$2,783.50)	(\$2,783.50)	Ganley Dodge, Inc.
2011 Ford F250	District	Vehicles	11/13/2014	9150	\$30,220.50	\$30,220.50	\$30,220.50	Liberty Ford
2006 Ford Freestar T13	District	Vehicles	11/13/2014	9150	(\$1,000.00)	(\$1,000.00)	(\$1,000.00)	Liberty Ford
2003 Ford F250 T14	District	Vehicles	11/13/2014	9150	(\$9,000.00)	(\$9,000.00)	(\$9,000.00)	Liberty Ford



**OTHER**

<b>PROJECT December 31 2018</b>	<b>BUILDING</b>	<b>Land, Building Vehicles, F&amp;E</b>	<b>CHECK DATE</b>	<b>SPECIAL COST CENTER</b>	<b>ESTIMATED COST</b>	<b>ACTUAL COST MTD</b>	<b>ACTUAL COST TO DATE</b>	<b>CONTRACTOR/ VENDOR</b>
2010 Ford F250	District	Vehicles	1/29/2015	9150	\$23,783.50	\$23,783.50	\$23,783.50	Liberty Ford
1999 Chevy Truck Trade-In	District	Vehicles	1/29/2015	9150	(\$5,000.00)	(\$5,000.00)	(\$5,000.00)	Liberty Ford
2011 Ford Ranger	District	Vehicles	4/30/2015	9150	\$21,183.50	\$21,183.50	\$21,183.50	Liberty Ford
EZ-Go Utility Vehicle	MS	Vehicles	11/19/2015	9150	\$3,500.00	\$3,500.00	\$3,500.00	Baker Vehicle Systems, Inc.
2003 Ford Ranger T15	District	Vehicles	4/14/2016	9150	(\$1,583.50)	(\$1,583.50)	(\$1,583.50)	Liberty Ford
2012 Ford Escape	District	Vehicles	4/14/2016	9150	\$14,583.50	\$14,583.50	\$14,583.50	Liberty Ford
EZ-Go Utility Vehicle-Trade In T16	High School	Vehicles	6/30/2016	9150	(\$804.00)	(\$804.00)	(\$804.00)	Baker Vehicle Systems, Inc.
Truckster Golf Cart	High School	Vehicles	6/30/2016	9150	\$8,104.00	\$8,104.00	\$8,104.00	Baker Vehicle Systems, Inc.
EZ-Go Golf Cart	District	Vehicles	7/31/2016	9150	\$7,424.00	\$7,424.00	\$7,424.00	Baker Vehicle Systems, Inc.
Ventrac 4227-Trade In	District	F&E	12/22/2016	9150	(\$2,500.00)	(\$2,500.00)	(\$2,500.00)	Baker Vehicle Systems, Inc.
Ventrac 4500 Tractor-Trade In	District	F&E	12/22/2016	9150	\$32,834.94	\$32,834.94	\$32,834.94	Baker Vehicle Systems, Inc.
New Holland Tractor Cab	District	F&E	2/9/2017	9150	\$7,405.00	\$7,405.00	\$7,405.00	Medina Tractor Sales
Year-end adjustment	District		6/30/2017	9314	\$24,647.33	\$24,647.33	\$24,647.33	Move exp from SCC9314
2005 Ford E150 Van T17	District	Vehicles	9/22/2017	9150	(\$3,000.00)	(\$3,000.00)	(\$3,000.00)	Liberty Ford
2015 Ford Transit	District	Vehicles	9/22/2017	9150	\$30,273.50	\$30,273.50	\$30,273.50	Liberty Ford
<b>Planetarium Project:</b>								
Planetarium Projection System	High School	F&E	5/2/2013	9150	\$59,000.00	\$59,000.00	\$59,000.00	Spitz, Inc.
Planetarium Projection System	High School	F&E	6/27/2013	9150	\$31,300.00	\$31,300.00	\$31,300.00	Spitz, Inc.
Planetarium Projection System	High School	F&E	4/30/2014	9150	(\$4,555.00)	(\$4,555.00)	(\$4,555.00)	Corr. Posting-To 004-9164
<b>PTO Technology:</b>								
Elmo Camera	Lomond	F&E	5/8/2009	9169	\$636.00	\$636.00	\$636.00	Cousin's Video
Computer equipment	Boulevard	F&E	7/24/2009	9169	\$10,861.00	\$10,861.00	\$10,861.00	Smart Ed Services
Computer equipment	Woodbury	F&E	6/30/2010	9169	\$950.32	\$950.32	\$950.32	Easy Graphics and MCPc
Computer equipment	Boulevard	F&E	10/27/2010	9169	\$6,534.60	\$6,534.60	\$6,534.60	Easy Graphics and MCPc
Computer equipment	Woodbury	F&E	8/30/2011	9169	\$25,000.00	\$25,000.00	\$25,000.00	Smart Ed Services
Sound System	Mercer	F&E	1/31/2012	9169	\$4,500.00	\$4,500.00	\$4,500.00	Soundcom Systems
Document Camera	Boulevard	F&E	4/30/2014	9169	\$6,998.00	\$6,998.00	\$6,998.00	Corr. Posting-From FD 001 Tech
Chromebooks	Middle School	F&E	6/30/2016	9169	\$14,520.00	\$14,520.00	\$14,520.00	CDI Computer Dealers Inc
HP LasetJet Printer	Middle School	F&E	1/10/2017	9169	\$224.99	\$224.99	\$224.99	American Express-Amazon
Chromebooks	Middle School	F&E	1/26/2017	9169	\$6,630.00	\$6,630.00	\$6,630.00	CDI Computer Dealers Inc
Computer Charging Station	Middle School	F&E	1/31/2017	9169	\$889.65	\$889.65	\$889.65	School Outfitters
Smartboard	Middle School	F&E	3/16/2017	9169	\$1,808.00	\$1,808.00	\$1,808.00	Tierney Brothers, Inc
Chromebooks	Middle School	F&E	4/7/2017	9169	(\$7,520.00)	(\$7,520.00)	(\$7,520.00)	CDI Computer Dealers Inc
Zing Laser Cutter	Middle School	F&E	6/29/2017	9169	\$947.36	\$947.36	\$947.36	Buckeye Educational Systems
Video Card	Middle School	F&E	2/10/2019	9169	\$630.94	\$630.94	\$630.94	Micro Center
Projector	Middle School	F&E	2/10/2019	9169	\$521.70	\$521.70	\$521.70	CDW Government
Tech Supplies	District	F&E	3/10/2019	9169	\$36.93	\$36.93	\$36.93	Ace Hardware
Tech Supplies	District	F&E	3/10/2019	9169	\$249.72	\$249.72	\$249.72	Home Depot
Tech Supplies	District	F&E	3/10/2019	9169	\$101.70	\$101.70	\$101.70	Amazon
Tech Supplies	District	F&E	3/10/2019	9169	\$189.99	\$189.99	\$189.99	Amazon
Tech Supplies	District	F&E	3/10/2019	9169	\$16.99	\$16.99	\$16.99	Microcenter

**OTHER**

<b>PROJECT December 31 2018</b>	<b>BUILDING</b>	<b>Land, Building Vehicles, F&amp;E</b>	<b>CHECK DATE</b>	<b>SPECIAL COST CENTER</b>	<b>ESTIMATED COST</b>	<b>ACTUAL COST MTD</b>	<b>ACTUAL COST TO DATE</b>	<b>CONTRACTOR/ VENDOR</b>
Tech Supplies	District	F&E	3/10/2019	9169	\$19.99	\$19.99	\$19.99	Play N Trade
Cable Supplies	Middle School	F&E	4/10/2019	9169	\$5.98	\$5.98	\$5.98	Amazon
Robotics Supplies	Middle School	F&E	4/10/2019	9169	\$582.26	\$582.26	\$582.26	CustomInk
Robotics Supplies	Middle School	F&E	5/10/2019	9169	\$610.69	\$610.69	\$610.69	CustomInk
Robotics Equipment	Middle School	F&E	6/10/2019	9169	\$1,876.05	\$1,876.05	\$1,876.05	Home Depot
<b>PTO Projects:</b>								
Maps and Signage	District	F&E	12/7/2009	9170	\$1,890.00	\$1,890.00	\$1,890.00	Carrollgraphics
Signage	District	F&E	12/9/2009	9170	\$447.00	\$447.00	\$447.00	Carrollgraphics
Onaway Pavers	Onaway	Building	6/30/2010	9170	\$1,500.00	\$1,500.00	\$1,500.00	
MS Microwave	Middle School	F&E	4/30/2012	9170	\$91.74	\$91.74	\$91.74	Staples
<b>Personalized Learning Center:</b>								
Professional Services-Code Study	PLC	Building	7/31/2014	9316	\$5,200.00	\$5,200.00	\$5,200.00	Neville Architects
Window Blinds	PLC	F&E	8/28/2014	9316	\$2,347.92	\$2,347.92	\$2,347.92	Rochelle Platt Window Treatments
Network Design/Implementation	PLC	F&E	8/28/2014	9316	\$3,332.00	\$3,332.00	\$3,332.00	I/S Integration Specialists
Electrical Outlets	PLC	F&E	8/28/2014	9316	\$2,700.00	\$2,700.00	\$2,700.00	Hidden Valley Electric Inc
Painting	PLC	F&E	8/22/2014	9316	\$7,500.00	\$7,500.00	\$7,500.00	Quality Care Painting
Monthly Internet Access	PLC	F&E	8/18/2014	9316	\$565.00	\$565.00	\$565.00	Time Warner
Take down and disposal of partitions	PLC	F&E	8/22/2014	9316	\$880.00	\$880.00	\$880.00	J.C. Sharp Corp.
Monthly Internet Access	PLC	F&E	9/12/2014	9316	\$476.83	\$476.83	\$476.83	Time Warner
Electrical Outlets	PLC	F&E	9/16/2014	9316	\$1,600.00	\$1,600.00	\$1,600.00	Hidden Valley Electric Inc
Ceiling and ceiling tiles	PLC	F&E	9/16/2014	9316	\$1,268.00	\$1,268.00	\$1,268.00	D&J Structural Contracting
Monthly Internet Access	PLC	F&E	10/22/2014	9316	\$450.00	\$450.00	\$450.00	Time Warner
Fire Alarm System	PLC	F&E	10/16/2014	9316	\$2,920.00	\$2,920.00	\$2,920.00	Continental Fire & Security
Emergency Lighting	PLC	F&E	10/23/2014	9316	\$2,125.00	\$2,125.00	\$2,125.00	Hidden Valley Electric Inc
Carpet Tiles	PLC	F&E	11/13/2014	9316	\$9,280.50	\$9,280.50	\$9,280.50	The Floor Show, Calvetta Bros.
Doors	PLC	F&E	11/13/2014	9316	\$18,292.00	\$18,292.00	\$18,292.00	Midland Hardware
Monthly Internet Access	PLC	F&E	11/20/2014	9316	\$450.00	\$450.00	\$450.00	Time Warner
Monthly Internet Access	PLC	F&E	12/12/2014	9316	\$450.00	\$450.00	\$450.00	Time Warner
Monthly Internet Access	PLC	F&E	1/20/2015	9316	\$450.00	\$450.00	\$450.00	Time Warner
Monthly Internet Access	PLC	F&E	2/17/2015	9316	\$450.00	\$450.00	\$450.00	Time Warner
Surveillance Equipment	PLC	F&E	3/16/2015	9316	\$7,200.00	\$7,200.00	\$7,200.00	21st Century Alarm/Data
Emergency Lighting Installation	PLC	F&E	3/16/2015	9316	\$2,450.00	\$2,450.00	\$2,450.00	Hidden Valley Electric Inc
Fire Prevention System	PLC	F&E	4/9/2015	9316	\$10,000.00	\$10,000.00	\$10,000.00	Breck's Plumbing Services
Fire Exit Devices	PLC	F&E	4/30/2015	9316	\$2,754.89	\$2,754.89	\$2,754.89	Midland Hardware
Fire Prevention System	PLC	F&E	5/15/2015	9316	\$7,540.00	\$7,540.00	\$7,540.00	Breck's Plumbing Services
Duct Work Installation	PLC	F&E	5/21/2015	9316	\$5,150.00	\$5,150.00	\$5,150.00	Air-Temp Mechanical, Inc
Cable infrastructure and equipment	PLC	F&E	5/31/2015	9316	\$10,539.09	\$10,539.09	\$10,539.09	Cable Communications
Desktop Computers	PLC	F&E	5/31/2015	9316	\$3,858.35	\$3,858.35	\$3,858.35	Chicago Micro
Architectural Services	PLC	F&E	5/31/2015	9316	\$15,556.75	\$15,556.75	\$15,556.75	Neville Architects
Architectural Services	PLC	F&E	5/31/2015	9316	\$20,439.60	\$20,439.60	\$20,439.60	Neville Architects
Overage on furniture	PLC	F&E	5/31/2015	9316	\$2,343.91	\$2,343.91	\$2,343.91	Various

**OTHER**

<b>PROJECT</b> <b>December 31 2018</b>	<b>BUILDING</b>	<b>Land, Building Vehicles, F&amp;E</b>	<b>CHECK DATE</b>	<b>SPECIAL COST CENTER</b>	<b>ESTIMATED COST</b>	<b>ACTUAL COST MTD</b>	<b>ACTUAL COST TO DATE</b>	<b>CONTRACTOR/ VENDOR</b>
Drywall, ceiling, bathroom and tile repairs	PLC	F&E	9/30/2015	9316	\$17,667.00	\$17,667.00	\$17,667.00	D&J Structural Contracting
Architectural Services	PLC	F&E	9/30/2015	9316	\$1,647.50	\$1,647.50	\$1,647.50	Neville Architects
Auditorium Equipment	PLC	F&E	10/29/2015	9316	\$7,494.93	\$7,494.93	\$7,494.93	Tierney Brothers, Inc
Fire Alarm System	PLC	F&E	10/30/2015	9316	\$2,414.00	\$2,414.00	\$2,414.00	Continental Fire & Security
<b>Office Max &amp; OMSP Receipt</b>								
<b>Woodbury Clock Tower</b>								
Cupola Repair	WO	Building	9/30/2015	9314	\$42,896.42	\$42,896.42	\$42,896.42	Precision Environmental
Project Admin/Safety Assessment	WO	Building	9/30/2015	9314	\$4,009.10	\$4,009.10	\$4,009.10	Van Auken Akins Architects
Clock Tower Repair	WO	Building	1/21/2016	9314	\$6,319.51	\$6,319.51	\$6,319.51	Van Auken Akins Architects
Clock Tower Repair	WO	Building	2/18/2016	9314	\$14,407.34	\$14,407.34	\$14,407.34	Van Auken Akins Architects
Clock Tower Repair	WO	Building	3/17/2016	9314	\$2,737.35	\$2,737.35	\$2,737.35	Van Auken Akins Architects
Clock Tower Repair	WO	Building	4/14/2016	9314	\$1,162.70	\$1,162.70	\$1,162.70	Van Auken Akins Architects
Clock Tower Repair	WO	Building	5/19/2016	9314	\$5,320.00	\$5,320.00	\$5,320.00	Van Auken Akins Architects
Clock Tower Repair	WO	Building	5/31/2016	9314	\$43,749.73	\$43,749.73	\$43,749.73	Envirocom Construction, Inc.
Clock Tower Repair	WO	Building	6/20/2016	9314	\$209.42	\$209.42	\$209.42	Van Auken Akins Architects
Clock Tower Repair	WO	Building	7/31/2016	9314	\$1,315.36	\$1,315.36	\$1,315.36	Professional Service Industries, Inc
Clock Tower Repair	WO	Building	7/21/2016	9314	\$155,620.67	\$155,620.67	\$155,620.67	Envirocom Construction, Inc.
Clock Tower Repair	WO	Building	8/24/2016	9314	\$128,403.75	\$128,403.75	\$128,403.75	Envirocom Construction, Inc.
Woodbury Pavers	WO	Land	8/25/2016	9314	\$9,250.00	\$9,250.00	\$9,250.00	Romanin Concrete, Inc.
Brick display for Woodbury bell	WO	F&E	9/15/2016	9314	\$3,432.56	\$3,432.56	\$3,432.56	Licursi Garden Center, Inc.
Bronze Plaque	WO	F&E	9/30/2016	9314	\$1,128.75	\$1,128.75	\$1,128.75	Gino's Awards
Foam Boards	WO	F&E	9/30/2016	9314	\$11.62	\$11.62	\$11.62	ARC Document Solutions
Rigging Service-Relocate bell	WO	F&E	9/29/2016	9314	\$3,500.00	\$3,500.00	\$3,500.00	Shippers Highway Express, Inc.
Structural Steel Inspection	WO	F&E	9/22/2016	9314	\$723.00	\$723.00	\$723.00	Professional Service Industries, Inc
New Brick Pedestal	WO	F&E	9/15/2016	9314	\$4,925.00	\$4,925.00	\$4,925.00	R. Chapman Masonry & Const.
Clock Tower Repair	WO	F&E	10/28/2016	9314	\$78,415.63	\$78,415.63	\$78,415.63	Envirocom Construction, Inc.
Clock Tower Gutter Replacement	WO	F&E	11/30/2016	9314	\$4,613.83	\$4,613.83	\$4,613.83	Envirocom Construction, Inc.
Clock Tower Repair	WO	F&E	11/10/2016	9314	\$3,715.00	\$3,715.00	\$3,715.00	Van Auken Akins Architects
Clock Tower Repair	WO	F&E	12/10/2016	9314	\$1,445.20	\$1,445.20	\$1,445.20	Professional Service Industries, Inc
Clock Tower Repair	WO	F&E	12/22/2016	9314	\$9,495.70	\$9,495.70	\$9,495.70	Van Auken Akins Architects
Clock Tower Repair	WO	F&E	1/18/2017	9314	\$15,560.00	\$15,560.00	\$15,560.00	Envirocom Construction, Inc.
<b>Parking Lot &amp; Tennis Courts</b>								
Tennis Court Improvements	District	Land	9/30/2015	9314	\$10,501.10	\$10,501.10	\$10,501.10	Van Auken Akins Architects
Adminstration Parking Lot	District	Land	9/30/2015	9314	\$9,900.00	\$9,900.00	\$9,900.00	Van Auken Akins Architects
Parking Lot & Tennis Court Repair	District	Land	12/17/2015	9314	\$1,356.31	\$1,356.31	\$1,356.31	Van Auken Akins Architects
Parking Lot & Tennis Court Repair	District	Land	1/14/2016	9314	\$3,800.00	\$3,800.00	\$3,800.00	Van Auken Akins Architects
Parking Lot & Tennis Court Repair	District	Land	1/31/2016	9314	\$2,550.00	\$2,550.00	\$2,550.00	Van Auken Akins Architects
Parking Lot & Tennis Court Repair	District	Land	1/31/2016	9314	\$3,476.85	\$3,476.85	\$3,476.85	Van Auken Akins Architects
Parking Lot & Tennis Court Repair	District	Land	2/29/2016	9314	\$850.00	\$850.00	\$850.00	Van Auken Akins Architects
Parking Lot & Tennis Court Repair	District	Land	3/17/2016	9315	\$2,550.88	\$2,550.88	\$2,550.88	Van Auken Akins Architects
Parking Lot & Tennis Court Repair	District	Land	4/14/2016	9315	\$761.25	\$761.25	\$761.25	Van Auken Akins Architects
Parking Lot & Tennis Court Repair	District	Land	5/26/2016	9314	\$24,750.00	\$24,750.00	\$24,750.00	Perrin Asphalt Company, Inc.

**OTHER**

<b>PROJECT</b> <b>December 31 2018</b>	<b>BUILDING</b>	<b>Land, Building Vehicles, F&amp;E</b>	<b>CHECK DATE</b>	<b>SPECIAL COST CENTER</b>	<b>ESTIMATED COST</b>	<b>ACTUAL COST MTD</b>	<b>ACTUAL COST TO DATE</b>	<b>CONTRACTOR/ VENDOR</b>
Parking Lot & Tennis Court Repair	District	Land	6/20/2016	9314	\$851.91	\$851.91	\$851.91	Van Auken Akins Architects
Parking Lot & Tennis Court Repair	District	Land	6/30/2016	9314	\$759.35	\$759.35	\$759.35	Van Auken Akins Architects
Parking Lot & Tennis Court Repair	District	Land	7/10/2016	9314	\$479.50	\$479.50	\$479.50	Professional Service Industries, Inc
Parking Lot & Tennis Court Repair	District	Land	7/31/2016	9314	\$127,905.71	\$127,905.71	\$127,905.71	Perrin Asphalt Company, Inc.
Parking Lot Landscaping	District	Land	7/31/2016	9314	\$7,554.00	\$7,554.00	\$7,554.00	Bordonaros Landscaping Co.
Tennis Courts Drinking Fountain	HS	Land	7/26/2016	9314	\$3,383.34	\$3,383.34	\$3,383.34	The Cleveland Plumbing Supply Co
Parking Lot & Tennis Court Repair	District	Land	8/11/2016	9314	\$340,650.00	\$340,650.00	\$340,650.00	Perrin Asphalt Company, Inc.
Parking Lot & Tennis Court Repair	District	Land	10/20/2016	9314	\$102,654.00	\$102,654.00	\$102,654.00	Perrin Asphalt Company, Inc.
Void prior FY Check #136725	District	Land	11/10/2016	9314	(\$850.00)	(\$850.00)	(\$850.00)	Van Auken Akins Architects
Parking Lot & Tennis Court Repair	District	Land	11/10/2016	9314	\$1,240.12	\$1,240.12	\$1,240.12	Van Auken Akins Architects
Parking Lot & Tennis Court Repair	District	Land	11/17/2016	9314	\$4,528.22	\$4,528.22	\$4,528.22	Van Auken Akins Architects
Parking Lot & Tennis Court Repair	District	Land	12/10/2016	9314	\$8,496.50	\$8,496.50	\$8,496.50	Professional Service Industries, Inc
Parking Lot & Tennis Court Repair	District	Land	1/12/2017	9314	\$1,326.00	\$1,326.00	\$1,326.00	Van Auken Akins Architects
Tennis Court Improvements	District	F&E	1/19/2017	9314	\$2,122.42	\$2,122.42	\$2,122.42	Oncourt Offcourt, LTD
Parking Lot & Tennis Court Repair	District	F&E	3/16/2017	9314	\$324.99	\$324.99	\$324.99	Van Auken Akins Architects
Parking Lot & Tennis Court Repair	District	F&E	9/19/2017	9314	\$64,897.75	\$64,897.75	\$64,897.75	Perrin Asphalt Company, Inc.
<b>Assessment &amp; Master Planning</b>								
Assessment & Master Planning	District	Building	1/14/2016	9314	\$28,125.20	\$28,125.20	\$28,125.20	Van Auken Akins Architects
Assessment & Master Planning	District	Building	1/28/2016	9314	\$78,264.17	\$78,264.17	\$78,264.17	Van Auken Akins Architects
Assessment & Master Planning	District	Building	2/18/2016	9314	\$4,282.09	\$4,282.09	\$4,282.09	Van Auken Akins Architects
Assessment & Master Planning	District	Building	3/17/2016	9314	\$18,376.19	\$18,376.19	\$18,376.19	Van Auken Akins Architects
Assessment & Master Planning	District	Building	4/14/2016	9314	\$11,298.00	\$11,298.00	\$11,298.00	Van Auken Akins Architects
Assessment & Master Planning	District	Building	5/19/2016	9314	\$8,282.50	\$8,282.50	\$8,282.50	Van Auken Akins Architects
Assessment & Master Planning	District	Building	6/20/2016	9314	\$1,506.32	\$1,506.32	\$1,506.32	Van Auken Akins Architects
Assessment & Master Planning	District	Building	6/30/2016	9314	\$1,591.00	\$1,591.00	\$1,591.00	Van Auken Akins Architects
<b>Middle School Site Analysis</b>								
Middle School Boundary Survey	District	Building	8/25/2016	9314	\$9,500.00	\$9,500.00	\$9,500.00	Dempsey Surveying Co.
Middle School Site Analysis	District	Building	9/15/2016	9314	\$10,125.00	\$10,125.00	\$10,125.00	Van Auken Akins Architects
Middle School Site Analysis	District	Building	9/22/2016	9314	\$3,402.50	\$3,402.50	\$3,402.50	Van Auken Akins Architects
<b>Onaway Parking Lot</b>								
Onaway Parking Lot	ON	Land	9/30/2015	9314	\$9,900.00	\$9,900.00	\$9,900.00	Van Auken Akins Architects
Onaway Parking Lot	ON	Land	12/17/2015	9314	\$412.50	\$412.50	\$412.50	Van Auken Akins Architects
Onaway Parking Lot	ON	Land	1/14/2016	9314	\$3,800.00	\$3,800.00	\$3,800.00	Van Auken Akins Architects
Onaway Parking Lot	ON	Land	1/31/2016	9314	\$1,237.50	\$1,237.50	\$1,237.50	Van Auken Akins Architects
Onaway Parking Lot	ON	Land	1/31/2016	9314	\$1,650.00	\$1,650.00	\$1,650.00	Van Auken Akins Architects
Onaway Parking Lot	ON	Land	2/29/2016	9314	\$412.50	\$412.50	\$412.50	Van Auken Akins Architects
Onaway Parking Lot	ON	Land	3/17/2016	9314	\$1,237.50	\$1,237.50	\$1,237.50	Van Auken Akins Architects
Onaway Parking Lot	ON	Land	4/14/2016	9314	\$330.00	\$330.00	\$330.00	Van Auken Akins Architects
Onaway Parking Lot	ON	Land	6/20/2016	9314	\$330.00	\$330.00	\$330.00	Van Auken Akins Architects
Onaway Parking Lot	ON	Land	6/30/2016	9314	\$330.00	\$330.00	\$330.00	Van Auken Akins Architects
Void prior FY Check #136725	ON	Land	11/10/2016	9314	(\$412.50)	(\$412.50)	(\$412.50)	Van Auken Akins Architects
Onaway Parking Lot	ON	Land	11/10/2016	9314	\$412.50	\$412.50	\$412.50	Van Auken Akins Architects



**OTHER**

<b>PROJECT</b> <b>December 31 2018</b>	<b>BUILDING</b>	<b>Land, Building Vehicles, F&amp;E</b>	<b>CHECK DATE</b>	<b>SPECIAL COST CENTER</b>	<b>ESTIMATED COST</b>	<b>ACTUAL COST MTD</b>	<b>ACTUAL COST TO DATE</b>	<b>CONTRACTOR/ VENDOR</b>
Onaway Parking Lot	ON	Land	11/17/2016	9314	(\$660.00)	(\$660.00)	(\$660.00)	Van Auken Akins Architects
<b>High School South Parking Lot</b>								
High School South Parking Lot	HS	Land	1/31/2016	9314	\$1,331.25	\$1,331.25	\$1,331.25	Van Auken Akins Architects
High School South Parking Lot	HS	Land	1/31/2016	9314	\$1,775.00	\$1,775.00	\$1,775.00	Van Auken Akins Architects
High School South Parking Lot	HS	Land	2/29/2016	9314	\$443.75	\$443.75	\$443.75	Van Auken Akins Architects
High School South Parking Lot	HS	Land	3/17/2016	9314	\$1,331.25	\$1,331.25	\$1,331.25	Van Auken Akins Architects
High School South Parking Lot	HS	Land	4/14/2016	9314	\$355.00	\$355.00	\$355.00	Van Auken Akins Architects
High School South Parking Lot	HS	Land	6/20/2016	9314	\$355.00	\$355.00	\$355.00	Van Auken Akins Architects
High School South Parking Lot	HS	Land	6/30/2016	9314	\$355.00	\$355.00	\$355.00	Van Auken Akins Architects
High School South Parking Lot	HS	Land	9/30/2015	9314	\$10,650.00	\$10,650.00	\$10,650.00	Van Auken Akins Architects
Void prior FY Check #136725	HS	Land	11/10/2016	9314	(\$443.75)	(\$443.75)	(\$443.75)	Van Auken Akins Architects
High School South Parking Lot	HS	Land	11/10/2016	9314	\$443.75	\$443.75	\$443.75	Van Auken Akins Architects
High School South Parking Lot	HS	Land	11/17/2016	9314	(\$710.00)	(\$710.00)	(\$710.00)	Van Auken Akins Architects
Middle School Design Labs	MS	F&E	9/30/2015	9314	\$7,500.00	\$7,500.00	\$7,500.00	Van Auken Akins Architects
Year-end adjustment	District		6/30/2017	9314	(\$24,647.33)	(\$24,647.33)	(\$24,647.33)	Move exp to SCC9150
<b>Fernway Fire</b>								
Fernway Fire Remediation	Fernway	Building	7/31/2018	9620	\$250,000.00	\$250,000.00	\$250,000.00	All Disaster Services
Fernway Fire Remediation	Fernway	Building	8/8/2018	9620	\$250,000.00	\$250,000.00	\$250,000.00	All Disaster Services
Fernway Fire Remediation	Fernway	Building	8/14/2018	9620	\$200,000.00	\$200,000.00	\$200,000.00	All Disaster Services
Fernway Fire Remediation	Fernway	Building	8/24/2018	9620	\$200,000.00	\$200,000.00	\$200,000.00	All Disaster Services
Fernway Parking Lot emergency Services	Fernway	Building	9/14/2018	9620	\$10,000.00	\$10,000.00	\$10,000.00	Van Auken Akins Architects
Fernway Parking Lot emergency Services	Fernway	Building	9/30/2018	9620	\$45.25	\$45.25	\$45.25	Van Auken Akins Architects
Fernway Fire Remediation	Fernway	Building	9/12/2018	9620	\$360,000.00	\$360,000.00	\$360,000.00	All Disaster Services
Fernway Fire Remediation	Fernway	Building	9/24/2018	9620	\$200,000.00	\$200,000.00	\$200,000.00	All Disaster Services
Fernway Fire Enhancements	Fernway	Building	10/30/2018	9620	\$20,781.25	\$20,781.25	\$20,781.25	Van Auken Akins Architects
Fernway Fire Renovation	Fernway	Building	10/30/2018	9620	\$61,592.13	\$61,592.13	\$61,592.13	Van Auken Akins Architects
Fernway Fire Remediation	Fernway	Building	10/19/2018	9620	\$25,000.00	\$25,000.00	\$25,000.00	All Disaster Services
Fernway Fire Renovation	Fernway	Building	11/12/2018	9620	\$51,521.34	\$51,521.34	\$51,521.34	Van Auken Akins Architects
Fernway Fire Remediation	Fernway	Building	11/15/2018	9620	\$100,000.00	\$100,000.00	\$100,000.00	NBD International, Inc.
Fernway Fire Remediation	Fernway	Building	12/7/2018	9620	\$18,465.00	\$18,465.00	\$18,465.00	Squire Legal expense
Fernway Fire Remediation	Fernway	Building	12/21/2018	9620	\$64,928.50	\$64,928.50	\$64,928.50	Van Auken Akins Architects
Fernway Fire Remediation	Fernway	Building	12/12/2018	9620	\$200,000.00	\$200,000.00	\$200,000.00	All Disaster Services
Fernway Fire Remediation	Fernway	Building	1/3/2019	9620	\$319,054.00	\$319,054.00	\$319,054.00	All Disaster Services
Fernway Fire Remediation	Fernway	Building	1/17/2019	9620	\$70,401.84	\$70,401.84	\$70,401.84	MDCB, LLC
Fernway Fire Remediation	Fernway	Building	1/17/2019	9620	\$46,458.75	\$46,458.75	\$46,458.75	NBD International, Inc.
Fernway Fire Renovation	Fernway	Building	1/17/2019	9620	\$112,632.66	\$112,632.66	\$112,632.66	Van Auken Akins Architects
Fernway Fire Renovation	Fernway	Building	2/4/2019	9620	\$329,023.57	\$329,023.57	\$329,023.57	Gilbane Building Company
Fernway Fire Renovation	Fernway	Building	2/11/2019	9620	\$368,756.90	\$368,756.90	\$368,756.90	Gilbane Building Company
Fernway Fire Renovation	Fernway	Building	2/21/2019	9620	\$111,472.68	\$111,472.68	\$111,472.68	Van Auken Akins Architects
Fernway Fire Renovation	Fernway	Building	3/1/2019	9620	\$387,059.10	\$387,059.10	\$387,059.10	Gilbane Building Company
Fernway Fire Renovation	Fernway	Building	3/26/2019	9620	\$162,951.54	\$162,951.54	\$162,951.54	Gilbane Building Company

**OTHER**

<b>PROJECT December 31 2018</b>	<b>BUILDING</b>	<b>Land, Building Vehicles, F&amp;E</b>	<b>CHECK DATE</b>	<b>SPECIAL COST CENTER</b>	<b>ESTIMATED COST</b>	<b>ACTUAL COST MTD</b>	<b>ACTUAL COST TO DATE</b>	<b>CONTRACTOR/ VENDOR</b>
Fernway Fire Enhancements	Fernway	Building	3/26/2019	9620	\$146,546.81	\$146,546.81	\$146,546.81	Van Auken Akins Architects
Project Management Services	Fernway	Building	3/27/2019	9620	\$2,970.00	\$2,970.00	\$2,970.00	Cleora Management
Project Management Services	Fernway	Building	3/28/2019	9620	\$7,640.72	\$7,640.72	\$7,640.72	Cleora Management
Fernway Building Enhancements	Fernway	Building	4/11/2019	9620	\$9,800.00	\$9,800.00	\$9,800.00	Van Auken Akins Architects
Fernway Building Renovation	Fernway	Building	4/23/2019	9620	\$76,632.55	\$76,632.55	\$76,632.55	Van Auken Akins Architects
Fernway Building Enhancements	Fernway	Building	4/23/2019	9620	\$57,311.36	\$57,311.36	\$57,311.36	Van Auken Akins Architects
Fernway Building Renovation	Fernway	Building	4/23/2019	9620	\$204,171.54	\$204,171.54	\$204,171.54	Gilbane Building Company
Project Management Services	Fernway	Building	5/13/2019	9620	\$2,624.58	\$2,624.58	\$2,624.58	Cleora Management
Project Management Services	Fernway	Building	5/22/2019	9620	\$3,264.61	\$3,264.61	\$3,264.61	Cleora Management
Fernway Building Enhancements	Fernway	Building	5/15/2019	9620	\$76,993.50	\$76,993.50	\$76,993.50	Van Auken Akins Architects
Oversight and Remediation	Fernway	Building	5/22/2019	9620	\$7,085.00	\$7,085.00	\$7,085.00	Electro-Analytical, Inc
Fernway Building Enhancements	Fernway	Building	6/30/2019	9620	\$26,011.88	\$26,011.88	\$26,011.88	Van Auken Akins Architects
Fernway Building Renovation	Fernway	Building	6/30/2019	9620	\$40,902.98	\$40,902.98	\$40,902.98	Van Auken Akins Architects
Fernway Building Enhancements	Fernway	Building	6/30/2019	9620	\$9.28	\$9.28	\$9.28	Van Auken Akins Architects
Fernway Building Renovation	Fernway	Building	6/10/2019	9620	\$105,098.38	\$105,098.38	\$105,098.38	Gilbane Building Company
Fernway Abatement Oversight	Fernway	Building	6/12/2019	9620	\$41,536.25	\$41,536.25	\$41,536.25	Electro-Analytical, Inc
FE Park/Playground Recording Costs	Fernway	F&E	6/20/2019	9620	\$315.50	\$315.50	\$315.50	Chicago Title Insurance Co
Project Management Services	Fernway	Building	7/3/2019	9620	\$8,273.34	\$8,273.34	\$8,273.34	Cleora Management
Fernway Fire Renovation	Fernway	Building	7/18/2019	9620	\$168,282.78	\$168,282.78	\$168,282.78	Gilbane Building Company
Permit for Remodel & Addition	Fernway	Building	7/24/2019	9620	\$41,167.91	\$41,167.91	\$41,167.91	City of Shaker Heights
Fernway Fire Renovation	Fernway	Building	7/25/2019	9620	\$674,792.29	\$674,792.29	\$674,792.29	Gilbane Building Company
Professional Design Services	Fernway	Building	7/31/2019	9620	\$171,509.13	\$171,509.13	\$171,509.13	Van Auken Akins Architects LLC
Fernway Building Enhancements	Fernway	Building	8/23/2019	9620	\$27.84	\$27.84	\$27.84	Van Auken Akins Architects LLC
Fernway Building Renovation	Fernway	Building	8/23/2019	9620	\$39,080.35	\$39,080.35	\$39,080.35	Van Auken Akins Architects LLC
Fernway Building Enhancements	Fernway	Building	8/30/2019	9620	\$1,600.86	\$1,600.86	\$1,600.86	Van Auken Akins Architects LLC
Fernway Building Renovation	Fernway	Building	8/30/2019	9620	\$26,730.20	\$26,730.20	\$26,730.20	Van Auken Akins Architects LLC
Fernway Building Enhancements	Fernway	Building	8/30/2019	9620	\$9,577.24	\$9,577.24	\$9,577.24	Van Auken Akins Architects LLC
Fernway Building Renovation	Fernway	Building	8/30/2019	9620	\$3,586.00	\$3,586.00	\$3,586.00	Cleora Management
Fernway Building Renovation	Fernway	Building	8/30/2019	9620	\$1,389,695.15	\$1,389,695.15	\$1,389,695.15	Gilbane Building Company
Temporary Electrical Services Installation	Fernway	Building	9/20/2019	9620	\$9,815.97	\$9,815.97	\$9,815.97	Illuminating Co.
Permanent Electrical Services Installation	Fernway	Building	9/30/2019	9620	\$12,228.56	\$12,228.56	\$12,228.56	Illuminating Co.
Fernway Building Enhancements	Fernway	Building	9/30/2019	9620	\$15,416.04	\$15,416.04	\$15,416.04	Van Auken Akins Architects LLC
Construction projects Adjustment	District	Building	9/30/2019	9620	(\$1,882,943.76)	(\$1,882,943.76)	(\$1,882,943.76)	Gilbane Building Company
Fernway Building Renovation	Fernway	Building	10/3/2019	9620	\$1,764.13	\$1,764.13	\$1,764.13	Cleora Management
Fernway Building Renovation	Fernway	Building	10/21/2019	9620	\$381,876.32	\$381,876.32	\$381,876.32	Gilbane Building Company
Fernway Building Renovation	Fernway	Building	10/22/2019	9620	\$1,673.38	\$1,673.38	\$1,673.38	Cleora Management
Fernway Building Renovation	Fernway	Building	10/29/2019	9620	\$33,119.62	\$33,119.62	\$33,119.62	Van Auken Akins Architects LLC
Fernway Building Enhancements	Fernway	Building	10/31/2019	9620	\$10,141.42	\$10,141.42	\$10,141.42	Van Auken Akins Architects LLC
Fernway Building Renovation	Fernway	Building	10/31/2019	9620	\$982,455.58	\$982,455.58	\$982,455.58	Gilbane Building Company
Fernway Building Renovation	Fernway	Building	11/26/2019	9620	\$1,430,056.30	\$1,430,056.30	\$1,430,056.30	Gilbane Building Company
Testing and Inspection	Fernway	Building	11/30/2019	9620	\$2,803.00	\$2,803.00	\$2,803.00	Professional Service Industries
Fernway Building Renovation	Fernway	Building	11/30/2019	9620	\$9,500.09	\$9,500.09	\$9,500.09	Van Auken Akins Architects LLC
Fernway Building Enhancements	Fernway	Building	11/30/2019	9620	\$4.75	\$4.75	\$4.75	Van Auken Akins Architects LLC
Fernway Building Renovation	Fernway	Building	12/17/2019	9620	\$1,245,228.95	\$1,245,228.95	\$1,245,228.95	Gilbane Building Company
Fernway Building Renovation	Fernway	Building	12/6/2019	9620	\$2,360.88	\$2,360.88	\$2,360.88	Cleora Management

**OTHER**

<b>PROJECT December 31 2018</b>	<b>BUILDING</b>	<b>Land, Building Vehicles, F&amp;E</b>	<b>CHECK DATE</b>	<b>SPECIAL COST CENTER</b>	<b>ESTIMATED COST</b>	<b>ACTUAL COST MTD</b>	<b>ACTUAL COST TO DATE</b>	<b>CONTRACTOR/ VENDOR</b>
Fernway Building Renovation	Fernway	Building	12/20/2019	9620	\$3,528.26	\$3,528.26	\$3,528.26	Cleora Management
Fernway Building Enhancements	Fernway	Building	1/31/2020	9620	\$10,171.88	\$10,171.88	\$10,171.88	Van Auken Akins Architects LLC
Fernway Building Renovation	Fernway	Building	1/31/2020	9620	\$4,792.86	\$4,792.86	\$4,792.86	Van Auken Akins Architects LLC
Fernway Building Renovation	Fernway	Building	1/31/2020	9620	\$1,490.00	\$1,490.00	\$1,490.00	Professional Service Industries
Fernway Building Renovation	Fernway	Building	1/31/2020	9620	\$4,800.08	\$4,800.08	\$4,800.08	Van Auken Akins Architects LLC
Fernway Building Enhancements	Fernway	Building	1/31/2020	9620	\$3,218.94	\$3,218.94	\$3,218.94	Van Auken Akins Architects LLC
Fernway Building Renovation	Fernway	Building	1/21/2020	9620	\$2,921.88	\$2,921.88	\$2,921.88	Cleora Management
Fernway Building Renovation	Fernway	Building	1/21/2020	9620	\$1,286,085.68	\$1,286,085.68	\$1,286,085.68	Gilbane Building Company
Fernway Building Renovation	Fernway	Building	2/28/2020	9620	\$28,596.20	\$28,596.20	\$28,596.20	Van Auken Akins Architects LLC
Fernway Building Renovation	Fernway	Building	2/28/2020	9620	\$4,678.26	\$4,678.26	\$4,678.26	Cleora Management
Fernway Building Renovation	Fernway	Building	2/28/2020	9620	\$1,124,474.48	\$1,124,474.48	\$1,124,474.48	Gilbane Building Company
Fernway Building Renovation	Fernway	Building	3/31/2020	9620	\$963,310.53	\$963,310.53	\$963,310.53	Gilbane Building Company
Project Management Services	Fernway	Building	3/31/2020	9620	\$8,926.50	\$8,926.50	\$8,926.50	Cleora Management
Water Department Permits	Fernway	Building	3/31/2020	9620	\$2,645.00	\$2,645.00	\$2,645.00	City of Cleveland
Reinstall AT&T Facilities	Fernway	F&E	4/30/2020	9620	\$18,467.42	\$18,467.42	\$18,467.42	AT&T
Fernway Building Renovation	Fernway	Building	4/30/2020	9620	\$8,568.15	\$8,568.15	\$8,568.15	Van Auken Akins Architects LLC
Fernway Building Enhancements	Fernway	Building	4/30/2020	9620	\$4,681.25	\$4,681.25	\$4,681.25	Van Auken Akins Architects LLC
Fernway Building Renovation	Fernway	Building	4/30/2020	9620	\$1,606,656.76	\$1,606,656.76	\$1,606,656.76	Gilbane Building Company
Project Management Services	Fernway	Building	4/30/2020	9620	\$9,979.75	\$9,979.75	\$9,979.75	Cleora Management
Testing and Inspection	Fernway	Building	5/20/2020	9620	\$555.73	\$555.73	\$555.73	Professional Service Industries
Fernway Building Renovation	Fernway	Building	5/29/2020	9620	\$4,678.00	\$4,678.00	\$4,678.00	Van Auken Akins Architects LLC
Fernway Building Enhancements	Fernway	Building	5/29/2020	9620	\$8,484.85	\$8,484.85	\$8,484.85	Van Auken Akins Architects LLC
Fernway Building Renovation	Fernway	Building	5/31/2020	9620	\$2,356,703.27	\$2,356,703.27	\$2,356,703.27	Gilbane Building Company
Project Management Services	Fernway	Building	5/31/2020	9620	\$12,626.62	\$12,626.62	\$12,626.62	Cleora Management
Testing and Inspection	Fernway	Building	6/19/2020	9620	\$106.66	\$106.66	\$106.66	Professional Service Industries
Fernway Building Renovation	Fernway	Building	6/30/2020	9620	\$10,157.29	\$10,157.29	\$10,157.29	Van Auken Akins Architects LLC
Fernway Building Enhancements	Fernway	Building	6/30/2020	9620	\$2,764.00	\$2,764.00	\$2,764.00	Van Auken Akins Architects LLC
Fernway Building Renovation	Fernway	Building	6/30/2020	9620	\$1,440,337.94	\$1,440,337.94	\$1,440,337.94	Gilbane Building Company
Project Management Services	Fernway	Building	6/30/2020	9620	\$13,843.50	\$13,843.50	\$13,843.50	Cleora Management
Testing and Inspection	Fernway	Building	6/30/2020	9620	\$130.87	\$130.87	\$130.87	Professional Service Industries
Testing and Inspection	Fernway	Building	7/31/2020	9620	\$4,555.00	\$4,555.00	\$4,555.00	Professional Service Industries
Project Management Services	Fernway	Building	7/31/2020	9620	\$14,976.50	\$14,976.50	\$14,976.50	Cleora Management
Fernway Building Renovation	Fernway	Building	7/31/2020	9620	\$903,410.70	\$903,410.70	\$903,410.70	Gilbane Building Company
Fernway Building Renovation	Fernway	Building	7/31/2020	9620	\$10,394.19	\$10,394.19	\$10,394.19	Van Auken Akins Architects LLC
Fernway Building Enhancements	Fernway	Building	7/31/2020	9620	\$2,764.00	\$2,764.00	\$2,764.00	Van Auken Akins Architects LLC
Project Management Services	Fernway	Building	8/31/2020	9620	\$14,414.12	\$14,414.12	\$14,414.12	Cleora Management
Fernway Building Renovation	Fernway	Building	8/31/2020	9620	\$462,039.29	\$462,039.29	\$462,039.29	Gilbane Building Company
Fernway Building Renovation	Fernway	Building	8/31/2020	9620	\$9,960.62	\$9,960.62	\$9,960.62	Van Auken Akins Architects LLC
Fernway Building Enhancements	Fernway	Building	8/31/2020	9620	\$5,791.91	\$5,791.91	\$5,791.91	Van Auken Akins Architects LLC
Fernway Building Renovation	Fernway	Building	9/30/2020	9620	\$8,654.98	\$8,654.98	\$8,654.98	Van Auken Akins Architects LLC
Project Management Services	Fernway	Building	9/30/2020	9620	\$4,479.75	\$4,479.75	\$4,479.75	Cleora Management
Testing and Inspection Refund	Fernway	Building	10/31/2020	9620	(\$2,948.00)	(\$2,948.00)	(\$2,948.00)	Professional Service Industries
Fernway Building Renovation	Fernway	Building	11/3/2020	9620	\$6,611.25	\$6,611.25	\$6,611.25	Van Auken Akins Architects LLC
Project Management Services	Fernway	Building	1/31/2021	9620	\$3,564.00	\$3,564.00	\$3,564.00	Cleora Management
Project Management Services	Fernway	Building	2/23/2021	9620	\$4,581.62	\$4,581.62	\$4,581.62	Cleora Management

**OTHER**

<b>PROJECT</b> <b>December 31 2018</b>	<b>BUILDING</b>	<b>Land, Building Vehicles, F&amp;E</b>	<b>CHECK DATE</b>	<b>SPECIAL COST CENTER</b>	<b>ESTIMATED COST</b>	<b>ACTUAL COST MTD</b>	<b>ACTUAL COST TO DATE</b>	<b>CONTRACTOR/ VENDOR</b>
Fernway Building Renovation	Fernway	Building	2/23/2021	9620	\$147,097.95	\$147,097.95	\$147,097.95	Gilbane Building Company
Correct Pay Apps	District	Building	2/28/2021	9400	\$539,943.34	\$539,943.34	\$539,943.34	Gilbane Building Company
Civil & Landscaping Services	Fernway	Land Imp.	4/30/2021	9620	\$1,916.00	\$1,916.00	\$1,916.00	Van Auken Akins Architects LLC
Fernway Building Renovation	Fernway	Building	5/21/2021	9620	\$93,463.07	\$93,463.07	\$93,463.07	Gilbane Building Company
Bond/FE Projects Correction	Fernway	Building	6/22/2021	9620	\$5,270.31	\$5,270.31	\$5,270.31	Van Auken Akins Architects LLC
Fernway Building Renovation	Fernway	Building	6/30/2021	9620	\$24,121.59	\$24,121.59	\$24,121.59	Gilbane Building Company
Bond Projects Adj	District	Building	6/30/2021	9620	(\$447,358.74)	(\$447,358.74)	(\$447,358.74)	Gilbane Building Company
Bond Projects Adj	District	Building	6/30/2021	9620	(\$48,385.64)	(\$48,385.64)	(\$48,385.64)	Gilbane Building Company
<b>AASL FY21 Library Grant</b>								
Library Purchases for FE	Fernway	F&E	10/30/2020	9121	\$10,213.31	\$10,213.31	\$10,213.31	Follett Library Resources
Library Purchases for FE	Fernway	F&E	11/30/2020	9121	\$2,909.59	\$2,909.59	\$2,909.59	Follett Library Resources
Library Purchases for FE	Fernway	F&E	12/31/2020	9121	\$250.52	\$250.52	\$250.52	Follett Library Resources
Library Purchases for FE	Fernway	F&E	1/15/2021	9121	\$9.75	\$9.75	\$9.75	Follett Library Resources
Library Purchases for FE	Fernway	F&E	2/19/2021	9121	\$1,485.63	\$1,485.63	\$1,485.63	Follett Library Resources
Print Purchases for FE	Fernway	F&E	3/12/2021	9121	\$2,496.25	\$2,496.25	\$2,496.25	Follett Library Resources
Print Purchases for FE	Fernway	F&E	3/16/2021	9121	\$427.05	\$427.05	\$427.05	Follett Library Resources
Print Purchases for FE	Fernway	F&E	5/17/2021	9121	\$423.60	\$423.60	\$423.60	Follett Library Resources
Print Purchases for FE	Fernway	F&E	5/21/2021	9121	\$58.26	\$58.26	\$58.26	Follett Library Resources
<b>Total Non-Bond - Other</b>							<b>\$31,406,590.18</b>	

T# - Vehicle Trade In Reference



**NON-BOND SOURCES  
SSF PROJECTS**

<b>PROJECT December 31 2018</b>	<b>BUILDING</b>	<b>Land, Building Vehicles, F&amp;E</b>	<b>CHECK DATE</b>	<b>SPECIAL COST CENTER</b>	<b>ESTIMATED COST</b>	<b>ACTUAL COST MTD</b>	<b>ACTUAL COST TO DATE</b>	<b>CONTRACTOR/ VENDOR</b>
<b>Peter's Garden</b>								
excavation, furnishings, irrigation & landscaping	Onaway	Land Impr	11/14/2005	9164	\$106,007.28	\$106,007.28	\$106,007.28	Vizmeg Landscape Inc.
correction to SSF share for P's Garden	Onaway	Land Impr	6/30/2006	9164	(\$702.00)	(\$702.00)	(\$702.00)	transfer to nonbond fund SCC 9150
site improvement landscaping	Onaway	Land Impr	1/13/2006	9164	\$2,685.12	\$2,685.12	\$2,685.12	Vizmeg Landscape Inc.
site improvement landscaping	Onaway	Land Impr	1/27/2006	9164	\$5,485.60	\$5,485.60	\$5,485.60	Vizmeg Landscape Inc.
<b>School Technology Projects</b>								
reimbursement for 2 projectors	District	9165	6/30/2006	9165	\$1,688.00	\$1,688.00	\$1,688.00	reimb to District (SMART Ed Serv)
reimb for installation of 2 Smart bds	High School	F&E	6/30/2006	9165	\$3,007.00	\$3,007.00	\$3,007.00	reimb to District (SMART Ed Serv)
R&W contribtn for 12 flat monitors	Fernway	F&E	6/30/2006	9165	\$1,200.00	\$1,200.00	\$1,200.00	reimb to District (Dell Comp)
R&W contribtn for TV installations	Mercer	F&E	8/26/2006	9165	\$2,800.00	\$2,800.00	\$2,800.00	reimb to District (labor costs)
partial reimbursemnt for 4 projectors*	District	F&E	6/30/2006	9165	\$1,936.00	\$1,936.00	\$1,936.00	reimbursement to District
R&W contribtn toward 4 projectors*	District	F&E	6/30/2006	9165	\$1,259.05	\$1,259.05	\$1,259.05	reimbursement to District
R&W contribtn for 22 computers*	Middle School	F&E	6/30/2006	9165	\$19,584.00	\$19,584.00	\$19,584.00	reimbursement to District
R&W contribtn for 10 computers*	Lomond	F&E	7/18/2006	9165	\$9,546.00	\$9,546.00	\$9,546.00	reimb to District (Dell Comp)
R&W contribtn for sound system	Boulevard	F&E	5/19/2007	9165	\$389.00	\$389.00	\$389.00	reimbursement to District
R&W contribtn - projector & lamp	Boulevard	F&E	5/19/2007	9165	\$789.00	\$789.00	\$789.00	reimbursement to District
R&W contribtn for sound system	Fernway	F&E	5/19/2007	9165	\$389.00	\$389.00	\$389.00	reimbursement to District
R&W contribtn-2 projectors & lamps	Fernway	F&E	5/19/2007	9165	\$2,075.09	\$2,075.09	\$2,075.09	reimbursement to District
R&W contribtn-auditorium computer	Woodbury	F&E	5/19/2007	9165	\$726.00	\$726.00	\$726.00	reimbursement to District
Computer paid by SSF	Lomond	F&E	3/15/2008	9165	\$1,025.00	\$1,025.00	\$1,025.00	Shaker Schools Foundation
Computer paid by SSF	Lomond	F&E	3/15/2008	9165	\$2,694.00	\$2,694.00	\$2,694.00	Shaker Schools Foundation
construction documents-auditorium	Woodbury	Building	7/31/2006	9162	\$927.05	\$927.05	\$927.05	City Architecture
construction documents-auditorium	Woodbury	Building	12/20/2006	9162	\$1,414.73	\$1,414.73	\$1,414.73	City Architecture
Computer and Sound Equipment	District	F&E	10/31/2008	9167	\$26,278.98	\$26,278.98	\$26,278.98	Simon Technology Solutions
Sound System for Choir Room	High School	F&E	11/26/2008	9167	\$2,340.00	\$2,340.00	\$2,340.00	Sound Solutions
Installation labor	Onaway	F&E	1/9/2009	9167	\$1,057.50	\$1,057.50	\$1,057.50	Simon Technology Solutions
Installation labor	Boulevard	F&E	1/9/2009	9167	\$1,527.50	\$1,527.50	\$1,527.50	Simon Technology Solutions
Computer and Sound Equipment	District	F&E	3/6/2009	9167	\$46,360.61	\$46,360.61	\$46,360.61	Smart Ed. Services
Adjust coding - SmartBoard/Projector	District	F&E	4/29/2009	9167	\$4,658.00	\$4,658.00	\$4,658.00	Transfer from Technology
Adjust coding - Camera	District	F&E	4/29/2009	9167	\$636.00	\$636.00	\$636.00	Transfer from Technology
Distance learning equipment	District	F&E	7/24/2009	9167	\$3,003.48	\$3,003.48	\$3,003.48	Wide Area Media
Smartboards-ME, WO	District	F&E	5/28/2010	9167	\$6,265.00	\$6,265.00	\$6,265.00	Smart Ed. Services
Lecture Podium and Flag Poles	District	F&E	6/30/2010	9165	\$1,055.00	\$1,055.00	\$1,055.00	Shaker Schools Foundation
Smartboards-BO	Boulevard	F&E	8/5/2010	9167	\$7,589.00	\$7,589.00	\$7,589.00	Smart Ed. Services
Havorka-Laptop	District	F&E	9/30/2010	9165	\$1,200.00	\$1,200.00	\$1,200.00	Shaker Schools Foundation
Netbooks-MS	Middle School	F&E	9/30/2010	9167	\$1,055.70	\$1,055.70	\$1,055.70	Shaker Schools Foundation
Smartboards	District	F&E	9/30/2010	9167	\$18,180.00	\$18,180.00	\$18,180.00	Shaker Schools Foundation
Smartboards-ON	Onaway	F&E	9/30/2010	9167	\$3,134.00	\$3,134.00	\$3,134.00	Shaker Schools Foundation
Adjust Coding-Sound System	Onaway	F&E	6/6/2011	9167	\$1,588.00	\$1,588.00	\$1,588.00	Transfer from Technology
Adjust Coding-Poster Printer	Boulevard	F&E	6/6/2011	9167	\$1,682.50	\$1,682.50	\$1,682.50	Transfer from Technology
Adjust Coding-Small Aud Projector	High School	F&E	6/20/2011	9167	\$6,934.00	\$6,934.00	\$6,934.00	Transfer from Technology
Adjust Coding-Phys Ed Projector	Middle School	F&E	6/20/2011	9167	\$640.00	\$640.00	\$640.00	Transfer from Technology

Lar

# SSF PROJECTS

PROJECT December 31 2018	BUILDING	Land, Building Vehicles, F&E	CHECK DATE	SPECIAL COST CENTER	ESTIMATED COST	ACTUAL COST MTD	ACTUAL COST TO DATE	CONTRACTOR/ VENDOR
Smartboard and Installation	Woodbury	F&E	8/30/2011	9167	\$9,500.00	\$9,500.00	\$9,500.00	Smart Ed. Services
Adjust Coding-Smartboard	High School	F&E	8/31/2011	9167	\$1,649.00	\$1,649.00	\$1,649.00	Transfer from Technology
Adjust Coding-Dell Netbook	High School	F&E	8/31/2011	9167	\$5,195.25	\$5,195.25	\$5,195.25	Transfer from Technology
Adjust Coding-Smartboards	District	F&E	10/31/2011	9167	\$24,308.00	\$24,308.00	\$24,308.00	Transfer from Technology
Adjust Coding-Dell Computers	District	F&E	10/31/2011	9167	\$9,350.00	\$9,350.00	\$9,350.00	Transfer from Technology
Laptop Cart	Middle School	F&E	10/27/2011	9167	\$1,201.20	\$1,201.20	\$1,201.20	Spectrum Industries
Smartboard and Installation	Middle School	F&E	11/11/2011	9167	\$1,802.00	\$1,802.00	\$1,802.00	Smart Ed. Services
Dell Laptop	Middle School	F&E	11/17/2011	9167	\$3,450.00	\$3,450.00	\$3,450.00	Dell Computer
Smartboards and Installation	Fernway	F&E	4/30/2012	9167	\$8,625.00	\$8,625.00	\$8,625.00	Dell Computer
Portable Document Camera	District	F&E	5/4/2012	9167	\$579.00	\$579.00	\$579.00	Easy Graphics Corp.
iPads and AppleCare	District	F&E	6/8/2012	9167	\$1,143.99	\$1,143.99	\$1,143.99	Apple Inc.
iPad and AppleCare	Middle School	F&E	7/11/2012	9167	\$598.00	\$598.00	\$598.00	Apple Inc.
AverVision Document Camera	Onaway	F&E	9/13/2012	9167	\$1,757.00	\$1,757.00	\$1,757.00	Easy Graphics Corp.
Smartboard and Installation	Middle School	F&E	9/20/2012	9167	\$3,586.00	\$3,586.00	\$3,586.00	Smart Ed. Services
Document Camera	Mercer	F&E	10/25/2012	9167	\$1,096.00	\$1,096.00	\$1,096.00	Easy Graphics Corp.
Smartboards and Installation	District	F&E	11/15/2012	9167	\$16,476.00	\$16,476.00	\$16,476.00	Smart Ed. Services
Turning Point NXT 26	Woodbury	F&E	11/29/2012	9167	\$8,586.95	\$8,586.95	\$8,586.95	Easy Graphics Corp.
Document Camera	Mercer	F&E	12/27/2012	9167	\$1,645.00	\$1,645.00	\$1,645.00	Easy Graphics Corp.
OptiPlex 790 Desktop PC	Boulevard	F&E	1/18/2013	9167	\$11,763.75	\$11,763.75	\$11,763.75	Dell Computer
Document Camera	Mercer	F&E	2/21/2013	9167	\$1,645.00	\$1,645.00	\$1,645.00	Easy Graphics Corp.
Document Camera	Mercer	F&E	3/28/2013	9167	\$552.00	\$552.00	\$552.00	Easy Graphics Corp.
Document Camera	High School	F&E	4/30/2013	9167	\$1,257.52	\$1,257.52	\$1,257.52	CDW*Government
Photoshop License	District	F&E	4/11/2013	9167	\$320.02	\$320.02	\$320.02	CDW*Government
Electronic Equipment	District	F&E	5/31/2013	9167	\$7,372.00	\$7,372.00	\$7,372.00	Schoolhouse Electronics, LLC
Document Camera	Mercer	F&E	7/31/2013	9167	\$1,674.00	\$1,674.00	\$1,674.00	Easy Graphics Corp.
License & Development Plan	Woodbury	F&E	8/22/2013	9167	\$2,715.00	\$2,715.00	\$2,715.00	Easy Graphics Corp.
Turning Point Set & Doc Camera	District	F&E	9/19/2013	9167	\$7,359.20	\$7,359.20	\$7,359.20	Easy Graphics Corp.
Smartboards	Middle School	F&E	9/19/2013	9167	\$7,945.00	\$7,945.00	\$7,945.00	Tierney Brothers, Inc
Document Camera	Onaway	F&E	9/26/2013	9167	\$1,178.00	\$1,178.00	\$1,178.00	Easy Graphics Corp.
Adjust Coding-Artboards	District	F&E	9/22/2013	9167	\$3,618.77	\$3,618.77	\$3,618.77	Transfer from Technology
Smartboard Installation	Middle School	F&E	10/9/2013	9167	\$1,610.00	\$1,610.00	\$1,610.00	Tierney Brothers, Inc
Document Camera	Onaway	F&E	11/8/2013	9167	\$579.00	\$579.00	\$579.00	Easy Graphics Corp.
Document Camera	Onaway	F&E	11/14/2013	9167	\$594.00	\$594.00	\$594.00	Easy Graphics Corp.
3D Printer	High School	F&E	11/14/2013	9167	\$2,627.19	\$2,627.19	\$2,627.19	Makerbot Industries
Hardware Support	Woodbury	F&E	12/19/2013	9167	\$1,275.00	\$1,275.00	\$1,275.00	CDW*Government
Document Camera	Onaway	F&E	12/31/2013	9167	\$1,181.50	\$1,181.50	\$1,181.50	Easy Graphics Corp.
Laptop Cart	Woodbury	F&E	12/13/2013	9167	\$9,190.79	\$9,190.79	\$9,190.79	CDW*Government
Electronic Equipment	Middle School	F&E	12/13/2013	9167	\$2,580.00	\$2,580.00	\$2,580.00	Schoolhouse Electronics, LLC
Digital Camera	Mercer	F&E	1/24/2014	9167	\$273.95	\$273.95	\$273.95	Amazon.com
Smartboard and Installation	High School	F&E	1/17/2014	9167	\$1,821.00	\$1,821.00	\$1,821.00	Tierney Brothers, Inc
HP Care Pack Hardware Support	Mercer	F&E	6/30/2014	9167	\$2,669.05	\$2,669.05	\$2,669.05	CDW*Government
Computer Equipment & Warranty	Fernway	F&E	7/31/2014	9167	\$11,925.44	\$11,925.44	\$11,925.44	CDW*Government
iPad Mini and AppleCare	Onaway	F&E	11/20/2014	9167	\$2,868.00	\$2,868.00	\$2,868.00	Apple Inc.
Document Cameras	Onaway	F&E	12/11/2014	9167	\$1,194.00	\$1,194.00	\$1,194.00	Easy Graphics Corp.
Smartboards and Service	Woodbury	F&E	12/29/2014	9167	\$4,198.50	\$4,198.50	\$4,198.50	Tierney Brothers, Inc

**SSF PROJECTS**

<b>PROJECT December 31 2018</b>	<b>BUILDING</b>	<b>Land, Building Vehicles, F&amp;E</b>	<b>CHECK DATE</b>	<b>SPECIAL COST CENTER</b>	<b>ESTIMATED COST</b>	<b>ACTUAL COST MTD</b>	<b>ACTUAL COST TO DATE</b>	<b>CONTRACTOR/ VENDOR</b>
Smartboards	Mercer	F&E	1/22/2015	9167	\$2,198.00	\$2,198.00	\$2,198.00	Tierney Brothers, Inc
Smartboard Mount	Mercer	F&E	2/23/2015	9167	\$349.00	\$349.00	\$349.00	Tierney Brothers, Inc
Smartboard Mount and Service	Mercer	F&E	4/16/2015	9167	\$760.00	\$760.00	\$760.00	Tierney Brothers, Inc
Document Camera	Middle School	F&E	5/21/2015	9167	\$2,725.00	\$2,725.00	\$2,725.00	Easy Graphics Corp.
Digital Cameras and Flash Drives	Lomond	F&E	10/10/2015	9167	\$2,439.60	\$2,439.60	\$2,439.60	Amazon.com
Document Cameras	District	F&E	11/30/2015	9167	\$842.00	\$842.00	\$842.00	Easy Graphics Corp.
Projector, equipment & installation	Onaway	F&E	12/10/2015	9167	\$2,855.17	\$2,855.17	\$2,855.17	Tierney Brothers, Inc
Chromebooks	District	F&E	4/30/2016	9167	\$65,044.00	\$65,044.00	\$65,044.00	CDW*Government
Chromebooks	District	F&E	6/30/2016	9167	\$8,999.98	\$8,999.98	\$8,999.98	CDI Computer Dealers Inc
Charging Station	Boulevard	F&E	9/15/2016	9167	\$1,639.62	\$1,639.62	\$1,639.62	School Outfitters
Chromebooks	District	F&E	11/10/2016	9167	\$23,340.04	\$23,340.04	\$23,340.04	CDI Computer Dealers Inc
Smartboard and mount	Mercer	F&E	11/10/2016	9167	\$538.00	\$538.00	\$538.00	Tierney Brothers, Inc
Sound System	Woodbury	F&E	12/8/2016	9167	\$2,198.00	\$2,198.00	\$2,198.00	Tierney Brothers, Inc
Smartboard	Mercer	F&E	12/8/2016	9167	\$1,479.00	\$1,479.00	\$1,479.00	Tierney Brothers, Inc
Software Licenses	Mercer	F&E	2/28/2017	9167	\$989.55	\$989.55	\$989.55	Learning A-Z
Pugmill-Clay Machine	Woodbury	F&E	5/4/2017	9167	\$4,499.00	\$4,499.00	\$4,499.00	Sheffield Pottery
Zing Laser Cutter	Middle School	F&E	6/29/2017	9167	\$3,563.72	\$3,563.72	\$3,563.72	Buckeye Educational Systems
Correction of prior period expense		F&E	12/31/2017	9165	\$94,742.74	\$94,742.74	\$94,742.74	Move exp from SCC 9150
Correction of prior period expense		F&E	12/31/2017	9167	\$33,244.34	\$33,244.34	\$33,244.34	Move exp from SCC 9150
iPad cases for HS Music	High School	F&E	3/10/2018	9167	\$161.92	\$161.92	\$161.92	Amazon.com
iPad and AppleCare	High School	F&E	4/13/2018	9167	\$1,194.00	\$1,194.00	\$1,194.00	Apple Inc.
iPad reimbursement	Boulevard	F&E	5/11/2018	9167	(\$135.00)	(\$135.00)	(\$135.00)	SSF Grant
iPad and AppleCare	Boulevard	F&E	6/12/2018	9167	\$378.00	\$378.00	\$378.00	Apple Inc.
Newsela Subscription	Woodbury	F&E	11/29/2018	9167	\$3,000.00	\$3,000.00	\$3,000.00	Newsela, Inc
Computer for Art Room	High School	F&E	1/11/2019	9167	\$1,185.97	\$1,185.97	\$1,185.97	Dell Computer
Cables for Art Room Computer	High School	F&E	1/17/2019	9167	\$874.21	\$874.21	\$874.21	Cable Communications
Read & Write Subscription	District	F&E	2/28/2019	9167	\$12,176.80	\$12,176.80	\$12,176.80	Textheld, Inc.
OptiPlex Desktop Computers	High School	F&E	7/31/2019	9167	\$2,000.57	\$2,000.57	\$2,000.57	Dell Computer
eSports Club Equipment	High School	F&E	9/10/2019	9167	\$844.88	\$844.88	\$844.88	Microcenter
eSports Club Equipment	High School	F&E	10/10/2019	9167	\$466.97	\$466.97	\$466.97	Amazon.com
3D Printer	High School	F&E	11/30/2019	9167	\$5,001.26	\$5,001.26	\$5,001.26	Form Labs, Inc
3D Printer Software	High School	F&E	12/10/2019	9167	\$585.00	\$585.00	\$585.00	Robert McNeel & Associates
Art iPads	High School	F&E	12/10/2019	9167	\$2,438.94	\$2,438.94	\$2,438.94	Amazon.com
SAM labs	Mercer	F&E	2/28/2020	9167	\$3,798.00	\$3,798.00	\$3,798.00	SAM labs Inc.
iPod Touch & Appplecare	Woodbury	F&E	2/28/2020	9167	\$3,870.00	\$3,870.00	\$3,870.00	Apple Inc.
iPad cases	Woodbury	F&E	3/31/2020	9167	\$134.70	\$134.70	\$134.70	Apple Inc.
Dell Laptop	High School	F&E	3/31/2020	9167	\$36,118.00	\$36,118.00	\$36,118.00	Dell Computer
Hot Spot-COVID-19	District	F&E	6/30/2020	9167	\$20,755.00	\$20,755.00	\$20,755.00	Sprint
Dell Laptop-Reclassify	High School	F&E	6/30/2020	9167	(\$36,118.00)	(\$36,118.00)	(\$36,118.00)	Dell Computer
Appplecare for schools	District	F&E	11/30/2020	9167	\$545.00	\$545.00	\$545.00	Apple Inc.
iPad cases	High School	F&E	12/30/2020	9167	\$384.55	\$384.55	\$384.55	Amazon.com
iPads	High School	F&E	1/15/2021	9167	\$1,995.00	\$1,995.00	\$1,995.00	Apple Inc.
HS Weight Room Equipment	High School	F&E	4/30/2021	9167	\$2,208.00	\$2,208.00	\$2,208.00	Dynamic Fitness & Strength LLC
iMac's & iPads	High School	F&E	8/31/2021	9167	\$5,251.00	\$5,251.00	\$5,251.00	Apple Inc.
<b>SSF Tech-Shaker's First Class</b>								

# SSF PROJECTS

PROJECT December 31 2018	BUILDING	Land, Building Vehicles, F&E	CHECK DATE	SPECIAL COST CENTER	ESTIMATED COST	ACTUAL COST MTD	ACTUAL COST TO DATE	CONTRACTOR/ VENDOR
iPads and AppleCare	District	F&E	5/20/2016	9165	\$13,460.00	\$13,460.00	\$13,460.00	Apple Inc.
iPad charging dock	District	F&E	6/20/2016	9165	\$1,203.28	\$1,203.28	\$1,203.28	CDW*Government
iPad cases	District	F&E	6/23/2016	9165	\$1,009.80	\$1,009.80	\$1,009.80	CDW*Government
Document Cameras	District	F&E	6/23/2016	9165	\$563.00	\$563.00	\$563.00	Easy Graphics Corp.
Books	District	F&E	8/25/2016	9165	\$333.98	\$333.98	\$333.98	Lakeshore Learning Materials
Books	District	F&E	9/15/2016	9165	\$132.30	\$132.30	\$132.30	DEMCO
Books	District	F&E	9/9/2016	9165	\$354.90	\$354.90	\$354.90	The Library Store, Inc
<b>High School Large Auditorium</b>								
SSF share of total cost	High School	Building	2/29/2008	9166	\$800,000.00	\$800,000.00	\$800,000.00	Shaker Schools Foundation
SSF share of total cost	High School	Building	7/31/2008	9166	\$70,000.00	\$70,000.00	\$70,000.00	Shaker Schools Foundation
SSF share of total cost	High School	Building	6/30/2010	9166	\$100,000.00	\$100,000.00	\$100,000.00	Shaker Schools Foundation
SSF share of total cost	High School	Building	3/31/2012	9166	\$68,125.30	\$68,125.30	\$68,125.30	SSF (10/31/2009)
<b>Craig Stout Technology Projects</b>								
Computer and Sound Equipment	Library	F&E	9/11/2008	9168	\$15,591.00	\$15,591.00	\$15,591.00	Easy Graphics Corp.
Document Cameras	District	F&E	11/25/2008	9168	\$2,661.08	\$2,661.08	\$2,661.08	CDW*Government Inc
Computer and Sound Equipment	District	F&E	3/6/2009	9168	\$74,777.07	\$74,777.07	\$74,777.07	Smart Ed. Services
Turning Point-Receiver, Case, Card	District	F&E	12/15/2011	9168	\$642.00	\$642.00	\$642.00	Easy Graphics Corp.
eInstruction Mobi System	High School	F&E	1/19/2012	9168	\$1,398.00	\$1,398.00	\$1,398.00	CIM Technology Solutions
Kindles**	District	F&E	12/9/2011	9168	\$594.00	\$594.00	\$594.00	Corr. Posting-From Fund 001 Tech.
Distribution of Posting**	District	F&E	3/6/2009	9168	\$3,873.00	\$3,873.00	\$3,873.00	Corr. Posting-From Fund 001 Tech.
Distribution of Posting**	District	F&E	5/22/2009	9168	\$5,097.85	\$5,097.85	\$5,097.85	Corr. Posting-From Fund 001 Tech.
<b>High School Planetarium Project</b>								
Planetarium Projection System	High School	F&E	6/27/2013	9164	\$86,572.50	\$86,572.50	\$86,572.50	Spitz, Inc.
Planetarium Projection System	High School	F&E	10/31/2013	9164	\$58,872.50	\$58,872.50	\$58,872.50	Spitz, Inc.
Planetarium Projection System	High School	F&E	10/31/2013	9167	\$6,000.00	\$6,000.00	\$6,000.00	Spitz, Inc.
Planetarium Projection System	High School	F&E	4/30/2014	9164	\$4,555.00	\$4,555.00	\$4,555.00	Corr. Posting-From 004-9150
<b>HS Weight Room</b>								
HS Weight Room Equipment	High School	F&E	2/22/2021	9165	\$131,416.67	\$131,416.67	\$131,416.67	Dynamic Fitness & Strength LLC
HS Weight Room Equipment Freight	High School	F&E	7/30/2021	9165	\$233.56	\$233.56	\$233.56	Fed Ex
<b>Personalized Learning Center Donor Support</b>								
Laptops and Projectors	PLC	F&E	6/26/2014	9315	\$3,232.93	\$3,232.93	\$3,232.93	CDW*Government
Equipment Cart and marker Board	PLC	F&E	6/26/2014	9315	\$973.28	\$973.28	\$973.28	DEMCO, Inc.
Telephones, Licenses & Equipment	PLC	F&E	6/26/2014	9315	\$9,091.00	\$9,091.00	\$9,091.00	Information Systems Integration
Computer Equipment	PLC	F&E	7/10/2014	9315	\$2,568.85	\$2,568.85	\$2,568.85	Various online stores
iPad	PLC	F&E	7/18/2014	9315	\$4,580.00	\$4,580.00	\$4,580.00	Apple Store
Computer Equipment & Service	PLC	F&E	8/22/2014	9315	\$23,629.49	\$23,629.49	\$23,629.49	CDW*Government
Furniture	PLC	F&E	8/31/2014	9315	\$36,547.91	\$36,547.91	\$36,547.91	Ohio Desk
Projection Screen Wall Brackets	PLC	F&E	8/10/2014	9315	\$24.06	\$24.06	\$24.06	CDW*Government
Flat Screen TV and Mount	PLC	F&E	8/10/2014	9315	\$939.58	\$939.58	\$939.58	Best Buy
Backpacks for IC students	PLC	F&E	9/10/2014	9315	\$900.00	\$900.00	\$900.00	Bags in Bulk
Smartboard	PLC	F&E	9/26/2014	9315	\$3,001.00	\$3,001.00	\$3,001.00	Tierney Brothers, Inc
Office Chairs	PLC	F&E	9/26/2014	9315	\$312.00	\$312.00	\$312.00	Independence Business Supply

## SSF PROJECTS

PROJECT December 31 2018	BUILDING	Land, Building Vehicles, F&E	CHECK DATE	SPECIAL COST CENTER	ESTIMATED COST	ACTUAL COST MTD	ACTUAL COST TO DATE	CONTRACTOR/ VENDOR
Bronze Plaques	PLC	F&E	9/26/2014	9315	\$5,430.00	\$5,430.00	\$5,430.00	Carrollgraphics
Cable infrastructure and equipment	PLC	F&E	9/26/2014	9315	\$10,539.09	\$10,539.09	\$10,539.09	Cable Communications
Architectural Services	PLC	F&E	9/16/2014	9315	\$15,556.75	\$15,556.75	\$15,556.75	Neville Architects
Tables and Chairs	PLC	F&E	9/16/2014	9315	\$11,495.00	\$11,495.00	\$11,495.00	Contract Source Inc
Signage	PLC	F&E	10/9/2014	9315	\$206.00	\$206.00	\$206.00	Carrollgraphics
Desktop Computers	PLC	F&E	10/16/2014	9315	\$3,858.35	\$3,858.35	\$3,858.35	Chicago Micro
Tables and Chairs	PLC	F&E	10/30/2014	9315	\$2,489.54	\$2,489.54	\$2,489.54	Ohio Desk
Storage Cabinets	PLC	F&E	10/10/2014	9315	\$625.15	\$625.15	\$625.15	Independence Business Supply
Bulletin Boards	PLC	F&E	10/10/2014	9315	\$291.87	\$291.87	\$291.87	Independence Business Supply
Headphones	PLC	F&E	10/29/2014	9315	\$490.80	\$490.80	\$490.80	CDW*Government
Tables	PLC	F&E	11/6/2014	9315	\$1,818.88	\$1,818.88	\$1,818.88	Ohio Desk
Chair	PLC	F&E	11/20/2014	9315	\$312.00	\$312.00	\$312.00	Independence Business Supply
Display Integration Services	PLC	F&E	11/20/2014	9315	\$894.94	\$894.94	\$894.94	Tierney Brothers, Inc
Table	PLC	F&E	11/30/2014	9315	\$548.50	\$548.50	\$548.50	Ohio Desk
Folding Tables	PLC	F&E	12/18/2014	9315	\$496.16	\$496.16	\$496.16	Ohio Desk
File drawers	PLC	F&E	12/10/2014	9315	\$275.97	\$275.97	\$275.97	Independence Business Supply
Architectural Services	PLC	F&E	12/29/2014	9315	\$20,439.60	\$20,439.60	\$20,439.60	Neville Architects
Smartboard Warranty	PLC	F&E	1/22/2015	9315	\$69.00	\$69.00	\$69.00	Tierney Brothers, Inc
Cable infrastructure and equipment	PLC	F&E	5/31/2015	9315	(\$10,539.09)	(\$10,539.09)	(\$10,539.09)	Cable Communications
Desktop Computers	PLC	F&E	5/31/2015	9315	(\$3,858.35)	(\$3,858.35)	(\$3,858.35)	Chicago Micro
Architectural Services	PLC	F&E	5/31/2015	9315	(\$15,556.75)	(\$15,556.75)	(\$15,556.75)	Neville Architects
Architectural Services	PLC	F&E	5/31/2015	9315	(\$20,439.60)	(\$20,439.60)	(\$20,439.60)	Neville Architects
Overage on furniture	PLC	F&E	5/31/2015	9315	(\$2,343.91)	(\$2,343.91)	(\$2,343.91)	Various
Architectural Services	PLC	F&E	8/21/2015	9315	\$1,647.50	\$1,647.50	\$1,647.50	Neville Architects
Architectural Services	PLC	F&E	8/21/2015	9315	(\$1,647.50)	(\$1,647.50)	(\$1,647.50)	Neville Architects
<b>General Projects</b>								
Reading Books	District	F&E	6/8/2012	9182	\$975.22	\$975.22	\$975.22	Scholastic Magazines
<b>Total SSF Projects</b>							<b>\$2,371,549.80</b>	

\* expense reclassified to Bond Fund from General Fund in Jan '07

\*\* expense reclassified to SCC 9168 from General Fund in June '12



**FY2018 BOND ISSUE**

<b>PROJECT</b>	<b>BUILDING</b>	<b>Land Impr., Building, Vehicles, F&amp;E</b>	<b>CHECK DATE</b>	<b>SPECIAL COST CENTER</b>	<b>ESTIMATED COST</b>	<b>ACTUAL COST MTD</b>	<b>ACTUAL COST TO DATE</b>	<b>CONTRACTOR/ VENDOR</b>
<b><u>FY18 Bond \$20.1 MM - SCC 9400</u></b>								
ON & HS Parking Lots	District	Land Impr.	2/16/2018	9400	\$7,643.80	\$7,643.80	\$7,643.80	Van Auken Akins Architects LLC
Professional Design Services	District	Building	3/12/2018	9400	\$210,273.14	\$210,273.14	\$210,273.14	Legat Architects, Inc
Onaway Parking Lot	Onaway	Land Impr.	4/12/2018	9400	\$21,676.55	\$21,676.55	\$21,676.55	Van Auken Akins Architects LLC
High School South Parking Lot	High School	Land Impr.	4/12/2018	9400	\$10,397.60	\$10,397.60	\$10,397.60	Van Auken Akins Architects LLC
High School Boiler	High School	F&E	4/30/2018	9400	\$92,976.80	\$92,976.80	\$92,976.80	DB Johnson Company
Elevator Renovation	High School	F&E	5/11/2018	9400	\$80,940.00	\$80,940.00	\$80,940.00	Lakeland Management Systems Inc
High School Parking Lot	High School	Land Impr.	5/11/2018	9400	\$3,083.08	\$3,083.08	\$3,083.08	Van Auken Akins Architects LLC
Onaway Parking Lot	Onaway	Land Impr.	5/11/2018	9400	\$8,475.81	\$8,475.81	\$8,475.81	Van Auken Akins Architects LLC
Construction Site Stormwater Permit	Onaway	Land Impr.	5/17/2018	9400	\$200.00	\$200.00	\$200.00	Treasurer, State of Ohio (Ohio EPA)
Facilities Improvement	District	Building	6/7/2018	9400	\$70,949.51	\$70,949.51	\$70,949.51	Legat Architects, Inc
Facilities Improvement	District	Building	6/14/2018	9400	\$70,337.52	\$70,337.52	\$70,337.52	Legat Architects, Inc
Elevator Modification	High School	F&E	6/28/2018	9400	\$45,080.00	\$45,080.00	\$45,080.00	Lakeland Management Systems Inc
High School Parking Lot	High School	Land Impr.	6/28/2018	9400	\$1,890.00	\$1,890.00	\$1,890.00	Van Auken Akins Architects LLC
Onaway Parking Lot	Onaway	Land Impr.	6/28/2018	9400	\$2,482.75	\$2,482.75	\$2,482.75	Van Auken Akins Architects LLC
High School Boiler	High School	F&E	6/28/2018	9400	\$146,106.40	\$146,106.40	\$146,106.40	DB Johnson Company
High School Parking Lot	High School	Land Impr.	6/30/2018	9400	\$2,663.63	\$2,663.63	\$2,663.63	Van Auken Akins Architects LLC
BO Security Upgrades	Boulevard	F&E	7/24/2018	9400	\$42,250.31	\$42,250.31	\$42,250.31	Bailey Communications, Inc.
HS Security Upgrades	High School	F&E	7/24/2018	9400	\$42,250.32	\$42,250.32	\$42,250.32	Bailey Communications, Inc.
HS Foundation & Wall Repair	High School	Building	7/24/2018	9400	\$71,691.00	\$71,691.00	\$71,691.00	Lakeland Management Systems Inc
ON Foundation & Wall Repair	Onaway	Building	7/24/2018	9400	\$36,753.00	\$36,753.00	\$36,753.00	Lakeland Management Systems Inc
ME Renovation of Classroom Space	Mercer	Building	7/24/2018	9400	\$43,440.00	\$43,440.00	\$43,440.00	Lakeland Management Systems Inc
Elevator Modification	High School	F&E	7/24/2018	9400	\$40,963.00	\$40,963.00	\$40,963.00	Lakeland Management Systems Inc
Pilot Classroom Renovations	District	F&E	7/24/2018	9400	\$67,609.70	\$67,609.70	\$67,609.70	Sterling Professional Group
High School Parking Lot Improvements	High School	Land Impr.	7/31/2018	9400	\$88,780.00	\$88,780.00	\$88,780.00	Chagrin Valley Paving
Onaway Parking Lot	Onaway	Land Impr.	7/31/2018	9400	\$64,814.00	\$64,814.00	\$64,814.00	Chagrin Valley Paving
Professional Design Services	District	Building	7/31/2018	9400	\$10,699.80	\$10,699.80	\$10,699.80	Legat Architects, Inc
Onaway Parking Lot	Onaway	Land Impr.	7/31/2018	9400	\$4,157.19	\$4,157.19	\$4,157.19	Van Auken Akins Architects LLC
Woodbury Elementary Roof Replacement	Woodbury	Building	8/8/2018	9400	\$271,637.68	\$271,637.68	\$271,637.68	Garland/DBS, Inc.
Onaway Elementary School Roof	Onaway	Building	8/8/2018	9400	\$52,029.60	\$52,029.60	\$52,029.60	Garland/DBS, Inc.
High School Parking Lot	High School	Land Impr.	8/8/2018	9400	\$85,272.24	\$85,272.24	\$85,272.24	Chagrin Valley Paving
Onaway Parking Lot	Onaway	Land Impr.	8/8/2018	9400	\$296,588.95	\$296,588.95	\$296,588.95	Chagrin Valley Paving
High School Water Line	High School	Land Impr.	8/8/2018	9400	\$33,869.70	\$33,869.70	\$33,869.70	Chagrin Valley Paving
Onaway Sidewalk and Curb	Onaway	Land Impr.	8/8/2018	9400	\$2,839.42	\$2,839.42	\$2,839.42	Chagrin Valley Paving
High School Parking Lot	High School	Land Impr.	8/8/2018	9400	\$10,220.14	\$10,220.14	\$10,220.14	Chagrin Valley Paving
High School Parking Lot	High School	Land Impr.	8/8/2018	9400	\$46,422.82	\$46,422.82	\$46,422.82	Chagrin Valley Paving
District Wide Niagara Automation Sys	District	Building	8/14/2018	9400	\$109,271.70	\$109,271.70	\$109,271.70	Gardiner Service Company
High School and Blvd Security upgrades	HS/Blvd	Building	8/14/2018	9400	\$66,213.78	\$66,213.78	\$66,213.78	Bailey Communications, Inc.
Pilot Classroom Renovations	District	Building	8/18/2018	9400	\$15,916.00	\$15,916.00	\$15,916.00	Sterling Professional Group
High School and Blvd Roof Repair	HS/Blvd	Building	8/18/2018	9400	\$235,580.00	\$235,580.00	\$235,580.00	Lakeland Management Systems Inc
High School Boiler	High School	Building	8/18/2018	9400	\$26,564.80	\$26,564.80	\$26,564.80	DB Johnson Company
Middle School Painting	Middle School	Building	8/18/2018	9400	\$6,565.00	\$6,565.00	\$6,565.00	Kastra, LLC
High School Elevator Modernization	High School	Building	8/18/2018	9400	\$69,299.00	\$69,299.00	\$69,299.00	Lakeland Management Systems Inc
Mercer Classroom Renovation	Mercer	Building	8/18/2018	9400	\$26,942.00	\$26,942.00	\$26,942.00	Lakeland Management Systems Inc
HS Foundation & Wall Repair	High School	Building	8/18/2018	9400	\$85,409.00	\$85,409.00	\$85,409.00	Lakeland Management Systems Inc
ON Foundation & Wall Repair	Onaway	Building	8/18/2018	9400	\$16,115.00	\$16,115.00	\$16,115.00	Lakeland Management Systems Inc

**FY2018 BOND ISSUE**

<b>PROJECT</b>	<b>BUILDING</b>	<b>Land Impr., Building, Vehicles, F&amp;E</b>	<b>CHECK DATE</b>	<b>SPECIAL COST CENTER</b>	<b>ESTIMATED COST</b>	<b>ACTUAL COST MTD</b>	<b>ACTUAL COST TO DATE</b>	<b>CONTRACTOR/ VENDOR</b>
High School Boiler	High School	Building	8/18/2018	9400	\$517,960.00	\$517,960.00	\$517,960.00	ABC Piping, CO.
Middle School Painting	Middle School	Building	8/23/2018	9400	\$157,560.00	\$157,560.00	\$157,560.00	Kastra, LLC
Professional Design Services	District	Building	8/23/2018	9400	\$22,155.00	\$22,155.00	\$22,155.00	Legat Architects, Inc
High School Abatement	High School	Building	8/23/2018	9400	\$26,240.00	\$26,240.00	\$26,240.00	Total Environmental Services
Mercer Abatement	Mercer	Building	8/23/2018	9400	\$4,200.00	\$4,200.00	\$4,200.00	Total Environmental Services
Onaway Parking Lot Design Srv	Onaway	Land Impr.	8/23/2018	9400	\$4,859.07	\$4,859.07	\$4,859.07	Van Auken Akins Architects LLC
ON & HS Parking Lots	Onaway /HS	Land Impr.	9/14/2018	9400	\$17,827.33	\$17,827.33	\$17,827.33	Van Auken Akins Architects LLC
District Automation System	District	Building	9/21/2018	9400	\$51,796.80	\$51,796.80	\$51,796.80	Gardiner Service Company
High School and Blvd Security upgrades	HS/Blvd	Building	9/21/2018	9400	\$13,229.59	\$13,229.59	\$13,229.59	Bailey Communications, Inc.
Onaway Elementary School Roof	Onaway	Building	9/21/2018	9400	\$174,173.95	\$174,173.95	\$174,173.95	Garland/DBS, Inc.
Mercer Classroom Renovation	Mercer	Building	9/21/2018	9400	\$40,051.00	\$40,051.00	\$40,051.00	Lakeland Management Systems Inc
Woodbury Elementary Roof Replacement	Woodbury	Building	9/21/2018	9400	\$573,558.29	\$573,558.29	\$573,558.29	Garland/DBS, Inc.
Pilot Classroom Renovations	District	Building	9/24/2018	9400	\$274,381.26	\$274,381.26	\$274,381.26	Sterling Professional Group
Professional Design Services	District	Building	9/27/2018	9400	\$50,272.64	\$50,272.64	\$50,272.64	Legat Architects, Inc
Woodbury Elementary Roof Replacement	Woodbury	Building	9/30/2018	9400	\$362,041.23	\$362,041.23	\$362,041.23	Garland/DBS, Inc.
High School and Blvd Roof Repair	HS/Blvd	Building	9/30/2018	9400	\$41,725.00	\$41,725.00	\$41,725.00	Lakeland Management Systems Inc
High School South Parking Lot	High School	Land Impr.	9/30/2018	9400	\$3,947.39	\$3,947.39	\$3,947.39	Van Auken Akins Architects LLC
High School Elevator Modernization	High School	Building	9/30/2018	9400	\$32,978.00	\$32,978.00	\$32,978.00	Lakeland Management Systems Inc
Mercer Classroom Renovation	Mercer	Building	9/30/2018	9400	\$8,576.00	\$8,576.00	\$8,576.00	Lakeland Management Systems Inc
Mercer Waterline Replacement	Mercer	Building	9/30/2018	9400	\$80,751.16	\$80,751.16	\$80,751.16	Tap Construction Ltd.
High School Elevator Modernization	High School	Building	9/30/2018	9400	\$21,680.00	\$21,680.00	\$21,680.00	Lakeland Management Systems Inc
High School South Parking Lot	High School	Land Impr.	9/30/2018	9400	\$236,324.82	\$236,324.82	\$236,324.82	Chagrin Valley Paving
Onaway Parking Lot	Onaway	Land Impr.	9/30/2018	9400	\$161,426.63	\$161,426.63	\$161,426.63	Chagrin Valley Paving
High School South Parking Lot	High School	Land Impr.	10/12/2018	9400	\$320.00	\$320.00	\$320.00	Van Auken Akins Architects LLC
Onaway Parking Lot	Onaway	Land Impr.	10/12/2018	9400	\$3,495.25	\$3,495.25	\$3,495.25	Van Auken Akins Architects LLC
District Automation System	District	Building	10/17/2018	9400	\$129,406.50	\$129,406.50	\$129,406.50	Gardiner Service Company
Pilot Classroom Renovations	District	Building	10/17/2018	9400	\$35,993.04	\$35,993.04	\$35,993.04	Sterling Professional Group
High School and Blvd Security upgrades	HS/Blvd	Building	10/17/2018	9400	\$14,769.36	\$14,769.36	\$14,769.36	Bailey Communications, Inc.
HS/ON Foundation & Wall Repair	HS/ON	Land Impr.	10/17/2018	9400	\$23,927.60	\$23,927.60	\$23,927.60	Lakeland Management Systems Inc
Onaway Parking Lot	Onaway	Land Impr.	10/26/2018	9400	\$3,100.00	\$3,100.00	\$3,100.00	Van Auken Akins Architects LLC
Woodbury Elementary Roof Replacement	Woodbury	Building	10/30/2018	9400	\$60,829.12	\$60,829.12	\$60,829.12	Garland/DBS, Inc.
Woodbury Elementary Roof Replacement	Woodbury	Building	10/30/2018	9400	\$13,246.80	\$13,246.80	\$13,246.80	Garland/DBS, Inc.
Onaway Roof Improvement	Onaway	Building	10/30/2018	9400	\$11,905.45	\$11,905.45	\$11,905.45	Garland/DBS, Inc.
HS Roof Improvement	High School	Building	10/30/2018	9400	\$11,000.00	\$11,000.00	\$11,000.00	Lakeland Management Systems Inc
BO Roof Improvement	Boulevard	Building	10/30/2018	9400	\$11,000.00	\$11,000.00	\$11,000.00	Lakeland Management Systems Inc
Security Upgrades	Blvd & HS	Building	12/7/2018	9400	\$14,485.94	\$14,485.94	\$14,485.94	Bailey Communications, Inc.
Niagra Building Automation System	District	Building	12/17/2018	9400	\$44,195.40	\$44,195.40	\$44,195.40	Gardiner Service Company
Niagra Building Automation System	District	Building	12/18/2018	9400	\$36,259.20	\$36,259.20	\$36,259.20	Gardiner Service Company
Fire Alarm System Improvements	High School	Building	12/18/2018	9400	\$72,496.00	\$72,496.00	\$72,496.00	Dial Electric LTD
Professional Design Services	District	Building	12/21/2018	9400	\$30,621.25	\$30,621.25	\$30,621.25	Van Auken Akins Architects LLC
Parking Lot Improve HS & Onaway	HS/ON	Land Impr.	12/7/2018	9400	\$92,195.00	\$92,195.00	\$92,195.00	Chagrin Valley Paving
Professional Design Services	District	Building	1/11/2019	9400	\$5,958.75	\$5,958.75	\$5,958.75	Van Auken Akins Architects LLC
Smoke and Heat Detectors	High School	F&E	1/17/2019	9400	\$165,218.20	\$165,218.20	\$165,218.20	Dial Electric LTD
Boiler Installation	High School	F&E	1/17/2019	9400	\$513,407.84	\$513,407.84	\$513,407.84	ABC Piping, CO.
Exterior Water Line Replacement	Mercer	F&E	1/31/2019	9400	\$41,639.00	\$41,639.00	\$41,639.00	Tap Construction Ltd.
Niagra Building Automation System	District	Building	2/14/2019	9400	\$31,373.10	\$31,373.10	\$31,373.10	Gardiner Service Company
Smoke and Heat Detectors	High School	F&E	2/14/2019	9400	\$72,017.79	\$72,017.79	\$72,017.79	Dial Electric LTD

**FY2018 BOND ISSUE**

<b>PROJECT</b>	<b>BUILDING</b>	<b>Land Impr., Building, Vehicles, F&amp;E</b>	<b>CHECK DATE</b>	<b>SPECIAL COST CENTER</b>	<b>ESTIMATED COST</b>	<b>ACTUAL COST MTD</b>	<b>ACTUAL COST TO DATE</b>	<b>CONTRACTOR/ VENDOR</b>
Parking Lot Improve HS & Onaway	HS/ON	Land Impr.	2/14/2019	9400	\$62,328.64	\$62,328.64	\$62,328.64	Chagrin Valley Paving
Professional Design Services	District	Building	2/21/2019	9400	\$112,866.77	\$112,866.77	\$112,866.77	Van Auken Akins Architects LLC
District Wide replacement of automation	District	F&E	3/7/2019	9400	\$24,334.20	\$24,334.20	\$24,334.20	Gardiner Service Company
Professional Design Services	District	Building	3/26/2019	9400	\$44,674.99	\$44,674.99	\$44,674.99	Van Auken Akins Architects LLC
Project Management Services	District	F&E	3/27/2019	9400	\$2,531.25	\$2,531.25	\$2,531.25	Cleora Management
Project Management Services	District	F&E	3/28/2019	9400	\$7,653.86	\$7,653.86	\$7,653.86	Cleora Management
Security Systems	Administration	F&E	3/29/2019	9400	\$4,890.00	\$4,890.00	\$4,890.00	Gardiner Service Company
Map and Document Sewer	District	F&E	3/29/2019	9400	\$5,950.00	\$5,950.00	\$5,950.00	Lake County Sewer Co.
HS Capital Projects	High School	Land Impr.	3/29/2019	9400	\$3,798.00	\$3,798.00	\$3,798.00	Professional Services
District Wide replacement of automation	District	F&E	3/31/2019	9400	\$8,406.00	\$8,406.00	\$8,406.00	Gardiner Service Company
Fire Alarm System Improvements	High School	F&E	3/31/2019	9400	\$50,185.00	\$50,185.00	\$50,185.00	Dial Electric LTD
Exterior Water Line Replacement	Mercer	F&E	4/7/2019	9400	\$6,943.84	\$6,943.84	\$6,943.84	Tap Construction Ltd.
Survey and utility locating	Boulevard	F&E	4/8/2019	9400	\$9,800.00	\$9,800.00	\$9,800.00	Dempsey Surveying Co.
Survey and utility locating	Lomond	F&E	4/8/2019	9400	\$14,300.00	\$14,300.00	\$14,300.00	Dempsey Surveying Co.
Survey and utility locating	High School	F&E	4/8/2019	9400	\$5,125.00	\$5,125.00	\$5,125.00	Dempsey Surveying Co.
Classroom Furniture	High School	F&E	4/11/2019	9400	\$6,779.50	\$6,779.50	\$6,779.50	Independence Business Supply
Professional Design Services	Boulevard	F&E	4/11/2019	9400	\$5,927.80	\$5,927.80	\$5,927.80	Van Auken Akins Architects LLC
Professional Design Services	Lomond	F&E	4/11/2019	9400	\$11,754.65	\$11,754.65	\$11,754.65	Van Auken Akins Architects LLC
Professional Design Services	High School	F&E	4/11/2019	9400	\$9,049.60	\$9,049.60	\$9,049.60	Van Auken Akins Architects LLC
Professional Design Services	Onaway	F&E	4/11/2019	9400	\$2,988.35	\$2,988.35	\$2,988.35	Van Auken Akins Architects LLC
Professional Design Services	Woodbury	F&E	4/11/2019	9400	\$9,180.00	\$9,180.00	\$9,180.00	Van Auken Akins Architects LLC
Fire Alarm System Improvements	High School	F&E	4/22/2019	9400	\$42,686.00	\$42,686.00	\$42,686.00	Dial Electric LTD
Professional Design Services	High School	F&E	4/22/2019	9400	\$13,343.75	\$13,343.75	\$13,343.75	Legat Architects, Inc
Domestic Waterline Replacement	High School	F&E	4/22/2019	9400	\$25,000.00	\$25,000.00	\$25,000.00	Legat Architects, Inc
Media Center Modernization	High School	F&E	4/22/2019	9400	\$15,680.00	\$15,680.00	\$15,680.00	Legat Architects, Inc
Abatement, Monitoring, Testing and Report.	High School	F&E	4/22/2019	9400	\$7,826.25	\$7,826.25	\$7,826.25	Legat Architects, Inc
Investigate Storm & Sanitary Sewers	Boulevard	F&E	4/23/2019	9400	\$9,500.00	\$9,500.00	\$9,500.00	Lake County Sewer Co.
Investigate Storm & Sanitary Sewers	Mercer	F&E	4/23/2019	9400	\$4,750.00	\$4,750.00	\$4,750.00	Lake County Sewer Co.
Project Management Services	District	F&E	5/13/2019	9400	\$4,228.13	\$4,228.13	\$4,228.13	Cleora Management
Investigate Storm & Sanitary Sewers	Boulevard	F&E	5/13/2019	9400	\$5,950.00	\$5,950.00	\$5,950.00	Lake County Sewer Co.
Project Management Services	District	F&E	5/22/2019	9400	\$6,151.97	\$6,151.97	\$6,151.97	Cleora Management
Soil Boring, Sampling & Analysis	Woodbury	F&E	5/30/2019	9400	\$8,698.00	\$8,698.00	\$8,698.00	Professional Service Industries
Design Servies	Mercer	F&E	5/30/2019	9400	\$7,996.80	\$7,996.80	\$7,996.80	Van Auken Akins Architects LLC
Soil Boring, Sampling & Analysis	Boulevard	F&E	5/31/2019	9400	\$5,994.00	\$5,994.00	\$5,994.00	Professional Service Industries
Survey and Utility Locating	Mercer	F&E	6/12/2019	9400	\$12,000.00	\$12,000.00	\$12,000.00	Dempsey Surveying Co.
Life Safety & IT Room	High School	F&E	6/12/2019	9400	\$40,570.00	\$40,570.00	\$40,570.00	Dial Electric LTD
Professional Design Services	District	F&E	6/30/2019	9400	\$324,943.24	\$324,943.24	\$324,943.24	Van Auken Akins Architects LLC
Project Management Services	District	F&E	7/3/2019	9400	\$1,718.88	\$1,718.88	\$1,718.88	Cleora Management
Permit for work approval	District	Building	7/12/2019	9400	\$875.50	\$875.50	\$875.50	City of Shaker Heights
Professional Design Services	District	F&E	7/31/2019	9400	\$20,150.35	\$20,150.35	\$20,150.35	Van Auken Akins Architects LLC
Fire Alarm System Improvements	High School	F&E	8/1/2019	9400	\$95,823.58	\$95,823.58	\$95,823.58	Dial Electric LTD
Boiler Installation	High School	F&E	8/22/2019	9400	\$152,396.16	\$152,396.16	\$152,396.16	ABC Piping, CO.
Professional Design Services	District	F&E	8/23/2019	9400	\$43,775.34	\$43,775.34	\$43,775.34	Van Auken Akins Architects LLC
District Wide replacement of automation	District	F&E	8/30/2019	9400	\$21,524.00	\$21,524.00	\$21,524.00	Gardiner Service Company
Boiler Installation	High School	F&E	8/30/2019	9400	\$20,240.00	\$20,240.00	\$20,240.00	ABC Piping, CO.
Fire Alarm System Improvements	High School	F&E	8/30/2019	9400	\$43,560.00	\$43,560.00	\$43,560.00	Dial Electric LTD
Professional Design Services	Mercer	F&E	8/30/2019	9400	\$807.18	\$807.18	\$807.18	Van Auken Akins Architects LLC



**FY2018 BOND ISSUE**

<b>PROJECT</b>	<b>BUILDING</b>	<b>Land Impr., Building, Vehicles, F&amp;E</b>	<b>CHECK DATE</b>	<b>SPECIAL COST CENTER</b>	<b>ESTIMATED COST</b>	<b>ACTUAL COST MTD</b>	<b>ACTUAL COST TO DATE</b>	<b>CONTRACTOR/ VENDOR</b>
Project Management Services	District	F&E	8/30/2019	9400	\$20,682.75	\$20,682.75	\$20,682.75	Cleora Management
Professional Design Services	District	F&E	8/31/2019	9400	\$17,011.26	\$17,011.26	\$17,011.26	Van Auken Akins Architects LLC
Materials testing & inspection services	High School	Building	9/19/2019	9400	\$872.50	\$872.50	\$872.50	Professional Service Industries
Fire Alarm System Improvements	High School	F&E	9/26/2019	9400	\$46,278.60	\$46,278.60	\$46,278.60	Dial Electric LTD
Professional Design Services	Onaway	F&E	9/27/2019	9400	\$11,344.65	\$11,344.65	\$11,344.65	Van Auken Akins Architects LLC
Testing & Inspections	Boulevard	Building	9/30/2019	9400	\$3,142.00	\$3,142.00	\$3,142.00	Professional Service Industries
Professional Design Services	District	F&E	9/30/2019	9400	\$41,737.13	\$41,737.13	\$41,737.13	Van Auken Akins Architects LLC
Fire Alarm System Improvements	High School	F&E	9/30/2019	9400	\$41,340.00	\$41,340.00	\$41,340.00	Dial Electric LTD
Construction projects	District	Building	9/30/2019	9400	\$1,882,943.76	\$1,882,943.76	\$1,882,943.76	Gilbane Building Company
Testing and Inspections	Onaway	Building	10/3/2019	9400	\$9,597.00	\$9,597.00	\$9,597.00	Professional Service Industries
Project Management Services	District	Building	10/3/2019	9400	\$12,776.50	\$12,776.50	\$12,776.50	Cleora Management
Construction projects	District	Building	10/21/2019	9400	\$1,363,036.44	\$1,363,036.44	\$1,363,036.44	Gilbane Building Company
Project Management Services	District	Building	10/22/2019	9400	\$4,571.88	\$4,571.88	\$4,571.88	Cleora Management
Testing and Inspections	Boulevard	Building	10/31/2019	9400	\$1,397.00	\$1,397.00	\$1,397.00	Professional Service Industries
Professional Design Services	District	Building	10/31/2019	9400	\$8,960.40	\$8,960.40	\$8,960.40	Van Auken Akins Architects LLC
Construction projects	District	Building	10/31/2019	9400	\$165,997.45	\$165,997.45	\$165,997.45	Gilbane Building Company
Construction projects	District	Building	11/26/2019	9400	\$17,660.67	\$17,660.67	\$17,660.67	Gilbane Building Company
Testing and Inspections	District	Building	11/30/2019	9400	\$6,977.50	\$6,977.50	\$6,977.50	Professional Service Industries
Professional Design Services	District	Building	11/30/2019	9400	\$1,756.25	\$1,756.25	\$1,756.25	Van Auken Akins Architects LLC
Construction projects	District	Building	12/17/2019	9400	\$7,256.41	\$7,256.41	\$7,256.41	Gilbane Building Company
Fire Alarm System Improvements	High School	F&E	12/27/2019	9400	\$23,305.52	\$23,305.52	\$23,305.52	Dial Electric LTD
Professional Design Services	District	Building	1/31/2020	9400	\$11,205.00	\$11,205.00	\$11,205.00	Van Auken Akins Architects LLC
Boiler Installation	High School	F&E	1/31/2020	9400	\$2,950.00	\$2,950.00	\$2,950.00	Gardiner Service Company
Boiler Installation	District	F&E	1/31/2020	9400	\$74,228.10	\$74,228.10	\$74,228.10	Gardiner Service Company
Testing and Inspections	Fernway	Building	1/31/2020	9400	\$91.00	\$91.00	\$91.00	Professional Service Industries
Testing and Inspections	Fernway	Building	1/31/2020	9400	\$3,709.00	\$3,709.00	\$3,709.00	Professional Service Industries
Project Management Services	District	Building	1/21/2020	9400	\$767.25	\$767.25	\$767.25	Cleora Management
Construction projects	District	Building	1/21/2020	9400	\$212,567.56	\$212,567.56	\$212,567.56	Gilbane Building Company
Project Management Services	District	Building	2/28/2020	9400	\$286.00	\$286.00	\$286.00	Cleora Management
Surveying Services	Woodbury	Building	2/28/2020	9400	\$10,500.00	\$10,500.00	\$10,500.00	Dempsey Surveying Co.
Professional Design Services	District	Building	2/28/2020	9400	\$13,685.56	\$13,685.56	\$13,685.56	Van Auken Akins Architects LLC
Construction projects	District	Building	2/28/2020	9400	\$131,510.45	\$131,510.45	\$131,510.45	Gilbane Building Company
Permit for work approval	District	Building	3/31/2020	9400	\$45,624.05	\$45,624.05	\$45,624.05	City of Shaker Heights
Underground Utility Lines	Woodbury	Building	3/13/2020	9400	\$7,800.00	\$7,800.00	\$7,800.00	Ground Penetrating Radar Systems
Professional Design Services	Lomond	Building	3/31/2020	9400	\$8,839.90	\$8,839.90	\$8,839.90	Van Auken Akins Architects LLC
Boiler Installation	High School	F&E	3/16/2020	9400	\$152,233.00	\$152,233.00	\$152,233.00	ABC Piping, CO.
Testing and Inspections	Lomond	Building	4/15/2020	9400	\$417.00	\$417.00	\$417.00	Professional Service Industries
Professional Design Services	District	Building	4/30/2020	9400	\$8,180.50	\$8,180.50	\$8,180.50	Van Auken Akins Architects LLC
Construction projects	District	Building	4/30/2020	9400	\$117,543.69	\$117,543.69	\$117,543.69	Gilbane Building Company
Testing and Inspections	District	Building	5/20/2020	9400	\$8,838.27	\$8,838.27	\$8,838.27	Professional Service Industries
Professional Design Services	District	Building	5/29/2020	9400	\$49,222.75	\$49,222.75	\$49,222.75	Van Auken Akins Architects LLC
Construction projects	District	Building	5/31/2020	9400	\$976,682.13	\$976,682.13	\$976,682.13	Gilbane Building Company
Testing and Inspections	District	Building	6/19/2020	9400	\$1,696.34	\$1,696.34	\$1,696.34	Professional Service Industries
Professional Design Services	District	Building	6/30/2020	9400	\$37,073.75	\$37,073.75	\$37,073.75	Van Auken Akins Architects LLC
Construction projects	District	Building	6/30/2020	9400	\$1,086,910.23	\$1,086,910.23	\$1,086,910.23	Gilbane Building Company
Testing and Inspections	District	Building	6/30/2020	9400	\$2,081.13	\$2,081.13	\$2,081.13	Professional Service Industries
Professional Design Services	District	Building	6/30/2020	9400	\$5,931.25	\$5,931.25	\$5,931.25	Van Auken Akins Architects LLC

**FY2018 BOND ISSUE**

<b>PROJECT</b>	<b>BUILDING</b>	<b>Land Impr., Building, Vehicles, F&amp;E</b>	<b>CHECK DATE</b>	<b>SPECIAL COST CENTER</b>	<b>ESTIMATED COST</b>	<b>ACTUAL COST MTD</b>	<b>ACTUAL COST TO DATE</b>	<b>CONTRACTOR/ VENDOR</b>
HS Gym and Choir Room	High School	Building	7/31/2020	9400	\$61,207.30	\$61,207.30	\$61,207.30	Gardiner Service Company
Construction projects	District	Building	7/31/2020	9400	\$962,405.67	\$962,405.67	\$962,405.67	Gilbane Building Company
Professional Design Services	High School	Building	7/31/2020	9400	\$19,970.40	\$19,970.40	\$19,970.40	Glen D. Ramage Architect Inc.
Testing and Inspections	District	Building	7/31/2020	9400	\$14,562.00	\$14,562.00	\$14,562.00	Professional Service Industries
Machining, Manufacturing Classroom Design	High School	F&E	7/31/2020	9400	\$81,002.80	\$81,002.80	\$81,002.80	Sterling Professional Group
Professional Design Services	District	Building	7/31/2020	9400	\$34,350.00	\$34,350.00	\$34,350.00	Van Auken Akins Architects LLC
Testing and Inspections-Refund	District	Building	7/31/2020	9400	(\$6,337.50)	(\$6,337.50)	(\$6,337.50)	Professional Service Industries
Asbestos Abatement	High School	Building	8/31/2020	9400	\$50,454.16	\$50,454.16	\$50,454.16	Dial Electric LTD
Professional Design Services	District	Building	8/31/2020	9400	\$57,823.78	\$57,823.78	\$57,823.78	Van Auken Akins Architects LLC
Construction projects	District	Building	8/31/2020	9400	\$1,409,614.15	\$1,409,614.15	\$1,409,614.15	Gilbane Building Company
HS Gym and Choir Room	High School	Building	8/31/2020	9400	\$139,378.92	\$139,378.92	\$139,378.92	Gardiner Service Company
MS Paving	Middle School	F&E	8/31/2020	9400	\$32,158.00	\$32,158.00	\$32,158.00	Infinity Paving Company
Remove and Re-Install Electrical Feeder	Boulevard	F&E	9/30/2020	9400	\$30,444.58	\$30,444.58	\$30,444.58	Illuminating Company
Professional Design Services	Mercer	Building	9/30/2020	9400	\$32,643.75	\$32,643.75	\$32,643.75	Van Auken Akins Architects LLC
Construction projects	District	Building	9/30/2020	9400	\$1,288,329.88	\$1,288,329.88	\$1,288,329.88	Gilbane Building Company
Core Sampling	District	Building	9/30/2020	9400	\$14,890.00	\$14,890.00	\$14,890.00	Professional Service Industries
Temp Control System	Middle School	Building	10/28/2020	9400	\$6,500.00	\$6,500.00	\$6,500.00	Gardiner Service Company
HVAC Consulting Fees	District	Building	10/28/2020	9400	\$1,572.50	\$1,572.50	\$1,572.50	Fox Consulting
Gym & Choir Room HVAC Upgrades	High School	Building	10/29/2020	9400	\$111,316.27	\$111,316.27	\$111,316.27	Gardiner Service Company
Soil Sampling-LO&WO	District	Building	10/29/2020	9400	\$818.00	\$818.00	\$818.00	Professional Service Industries
Professional Design Services-LO, ME, MS	District	Building	10/30/2020	9400	\$8,630.00	\$8,630.00	\$8,630.00	Glen D. Ramage Architect Inc.
Machining Room Equipment delivery	High School	F&E	10/30/2020	9400	\$4,600.00	\$4,600.00	\$4,600.00	Shippers Highway Express Inc.
Professional Design Services	District	Building	11/30/2020	9400	\$10,632.50	\$10,632.50	\$10,632.50	Van Auken Akins Architects LLC
Construction projects	District	Building	11/30/2020	9400	\$600,548.04	\$600,548.04	\$600,548.04	Gilbane Building Company
Temp Control System	High School	Building	11/30/2020	9400	\$5,900.00	\$5,900.00	\$5,900.00	Gardiner Service Company
Machining Room	High School	F&E	11/30/2020	9400	\$84,501.00	\$84,501.00	\$84,501.00	Sterling Professional Group
Paving improvements	Lomond	Land Impr.	12/10/2020	9400	\$43,425.00	\$43,425.00	\$43,425.00	Cunningham Paving Company
Paving improvements	Mercer	Land Impr.	12/10/2020	9400	\$33,237.00	\$33,237.00	\$33,237.00	Cunningham Paving Company
HVAC Consulting Fees	District	Building	12/10/2020	9400	\$1,575.00	\$1,575.00	\$1,575.00	Fox Consulting
HS Gym & Choir Room	High School	F&E	12/31/2020	9400	\$93,104.51	\$93,104.51	\$93,104.51	Gardiner Service Company
HS North Gym Lighting	High School	F&E	12/23/2020	9400	\$10,500.00	\$10,500.00	\$10,500.00	Hidden Valley Electric Inc
Professional Design Services	District	Building	12/31/2020	9400	\$9,352.46	\$9,352.46	\$9,352.46	Van Auken Akins Architects LLC
Steam Trap Replacement	Lomond	F&E	1/22/2021	9400	\$17,990.00	\$17,990.00	\$17,990.00	Comfort Systems
South Gym Lighting Repairs	High School	F&E	1/29/2021	9400	\$34,660.00	\$34,660.00	\$34,660.00	Hidden Valley Electric Inc
Construction projects	District	Building	1/31/2021	9400	\$406,282.04	\$406,282.04	\$406,282.04	Gilbane Building Company
Project Management Services	Boulevard	Building	2/23/2021	9400	\$195.20	\$195.20	\$195.20	Cleora Management
Project Management Services	Woodbury	Building	2/23/2021	9400	\$229.57	\$229.57	\$229.57	Cleora Management
Project Management Services	Lomond	Building	2/23/2021	9400	\$68.73	\$68.73	\$68.73	Cleora Management
Construction Projects	District	Building	2/23/2021	9400	\$467,756.50	\$467,756.50	\$467,756.50	Gilbane Building Company
Professional Design Services	High School	Building	2/28/2021	9400	\$75.00	\$75.00	\$75.00	Van Auken Akins Architects LLC
Professional Design Services	Woodbury	Building	2/28/2021	9400	\$187.50	\$187.50	\$187.50	Van Auken Akins Architects LLC
Correct Pay Apps	District	Building	2/28/2021	9400	(\$539,943.34)	(\$539,943.34)	(\$539,943.34)	Gilbane Building Company
Aug 2020 Correction	District	Building	2/28/2021	9400	(\$17,176.28)	(\$17,176.28)	(\$17,176.28)	Van Auken Akins Architects LLC
Metals Lab Mechanical Design Fees	District	Building	3/12/2021	9400	\$9,262.50	\$9,262.50	\$9,262.50	Fox Consulting
Woodbury Piping	Woodbury	F&E	3/31/2021	9400	\$116,697.77	\$116,697.77	\$116,697.77	ABC Piping, CO.
<b>RedTree Fees</b>								

**FY2018 BOND ISSUE**

<b>PROJECT</b>	<b>BUILDING</b>	<b>Land Impr., Building, Vehicles, F&amp;E</b>	<b>CHECK DATE</b>	<b>SPECIAL COST CENTER</b>	<b>ESTIMATED COST</b>	<b>ACTUAL COST MTD</b>	<b>ACTUAL COST TO DATE</b>	<b>CONTRACTOR/ VENDOR</b>
RedTree Investment Fees	District		5/31/2018	9400	\$703.00	\$703.00	\$703.00	RedTree Investment
RedTree Investment Fees	District		6/30/2018	9400	\$1,056.33	\$1,056.33	\$1,056.33	RedTree Investment
RedTree Investment Fees	District		7/31/2018	9400	\$1,015.76	\$1,015.76	\$1,015.76	RedTree Investment
RedTree Investment Fees	District		8/31/2018	9400	\$1,027.95	\$1,027.95	\$1,027.95	RedTree Investment
RedTree Investment Fees	District		9/30/2018	9400	\$1,036.74	\$1,036.74	\$1,036.74	RedTree Investment
RedTree Investment Fees	District		10/31/2018	9400	\$1,038.09	\$1,038.09	\$1,038.09	RedTree Investment
RedTree Investment Fees	District		11/30/2018	9400	\$764.52	\$764.52	\$764.52	RedTree Investment
RedTree Investment Fees	District		12/31/2018	9400	\$763.97	\$763.97	\$763.97	RedTree Investment
RedTree Investment Fees	District		1/31/2019	9400	\$759.72	\$759.72	\$759.72	RedTree Investment
RedTree Investment Fees	District		2/28/2019	9400	\$771.55	\$771.55	\$771.55	RedTree Investment
RedTree Investment Fees	District		3/31/2019	9400	\$761.97	\$761.97	\$761.97	RedTree Investment
RedTree Investment Fees	District		4/30/2019	9400	\$763.32	\$763.32	\$763.32	RedTree Investment
RedTree Investment Fees	District		5/31/2019	9400	\$764.63	\$764.63	\$764.63	RedTree Investment
RedTree Investment Fees	District		6/30/2019	9400	\$691.69	\$691.69	\$691.69	RedTree Investment
RedTree Investment Fees	District		7/31/2019	9400	\$689.79	\$689.79	\$689.79	RedTree Investment
RedTree Investment Fees	District		8/31/2019	9400	\$689.43	\$689.43	\$689.43	RedTree Investment
RedTree Investment Fees	District		9/30/2019	9400	\$689.98	\$689.98	\$689.98	RedTree Investment
RedTree Investment Fees	District		10/31/2019	9400	\$690.91	\$690.91	\$690.91	RedTree Investment
RedTree Investment Fees	District		11/30/2019	9400	\$691.92	\$691.92	\$691.92	RedTree Investment
RedTree Investment Fees	District		12/31/2019	9400	\$692.69	\$692.69	\$692.69	RedTree Investment
RedTree Investment Fees	District		1/31/2020	9400	\$469.12	\$469.12	\$469.12	RedTree Investment
RedTree Investment Fees	District		2/28/2020	9400	\$469.77	\$469.77	\$469.77	RedTree Investment
RedTree Investment Fees	District		3/31/2020	9400	\$466.08	\$466.08	\$466.08	RedTree Investment
RedTree Investment Fees	District		4/30/2020	9400	\$427.56	\$427.56	\$427.56	RedTree Investment
RedTree Investment Fees	District		5/31/2020	9400	\$428.33	\$428.33	\$428.33	RedTree Investment
RedTree Investment Fees	District		6/30/2020	9400	\$364.54	\$364.54	\$364.54	RedTree Investment
RedTree Investment Fees	District		7/31/2020	9400	\$309.01	\$309.01	\$309.01	RedTree Investment
RedTree Investment Fees	District		8/31/2020	9400	\$255.40	\$255.40	\$255.40	RedTree Investment
RedTree Investment Fees	District		9/30/2020	9400	\$257.59	\$257.59	\$257.59	RedTree Investment
RedTree Investment Fees	District		10/31/2020	9400	\$94.42	\$94.42	\$94.42	RedTree Investment
RedTree Investment Fees	District		11/30/2020	9400	\$93.03	\$93.03	\$93.03	RedTree Investment
RedTree Investment Fees	District		12/31/2020	9400	\$52.26	\$52.26	\$52.26	RedTree Investment
RedTree Investment Fees	District		1/31/2021	9400	\$28.31	\$28.31	\$28.31	RedTree Investment
RedTree Investment Fees	District		2/28/2021	9400	\$29.01	\$29.01	\$29.01	RedTree Investment
RedTree Investment Fees	District		3/31/2021	9400	\$28.39	\$28.39	\$28.39	RedTree Investment
<b><u>FY18 BANs \$9.9MM - SCC 9401</u></b>								
Woodbury Piping	Woodbury	F&E	3/31/2021	9401	\$40,202.23	\$40,202.23	\$40,202.23	ABC Piping, CO.
Bond Projects	District	Building	4/30/2021	9401	\$2,812.50	\$2,812.50	\$2,812.50	Van Auken Akins Architects LLC
Main Entrance Replacement	Middle School	Building	5/21/2021	9401	\$20,500.00	\$20,500.00	\$20,500.00	Capital Aluminum & Glass Corp
Capital Projects	District	Building	5/21/2021	9401	\$15,228.95	\$15,228.95	\$15,228.95	Gilbane Building Company
Capital Projects	Boulevard	Building	5/31/2021	9401	\$25,100.00	\$25,100.00	\$25,100.00	Capital Aluminum & Glass Corp
Capital Projects	District	Building	6/30/2021	9401	\$35,860.40	\$35,860.40	\$35,860.40	Gilbane Building Company
Architectual Services	District	Building	6/17/2021	9401	\$7,340.00	\$7,340.00	\$7,340.00	Glen D. Ramage Architect Inc.
Master Planning Project	District	Building	6/30/2021	9401	\$5,000.00	\$5,000.00	\$5,000.00	Project Management Consultants
Bond Projects	District	Building	6/30/2021	9401	\$375.00	\$375.00	\$375.00	Van Auken Akins Architects LLC
Steam Traps Project	Middle School	Building	6/30/2021	9401	\$839.39	\$839.39	\$839.39	Woodhill Supply

**FY2018 BOND ISSUE**

<b>PROJECT</b>	<b>BUILDING</b>	<b>Land Impr., Building, Vehicles, F&amp;E</b>	<b>CHECK DATE</b>	<b>SPECIAL COST CENTER</b>	<b>ESTIMATED COST</b>	<b>ACTUAL COST MTD</b>	<b>ACTUAL COST TO DATE</b>	<b>CONTRACTOR/ VENDOR</b>
Bond Projects-correction	District	Building	6/30/2021	9401	(\$5,270.31)	(\$5,270.31)	(\$5,270.31)	Van Auken Akins Architects LLC
Steam Traps Project	Middle School	Building	6/30/2021	9401	\$22,282.58	\$22,282.58	\$22,282.58	Woodhill Supply
Bond Projects Adj	District	Building	6/30/2021	9401	\$447,358.74	\$447,358.74	\$447,358.74	Gilbane Building Company
Bond Projects Adj	District	Building	6/30/2021	9401	\$48,385.64	\$48,385.64	\$48,385.64	Gilbane Building Company
Master Planning Project	District	Building	7/30/2021	9401	\$5,000.00	\$5,000.00	\$5,000.00	Project Management Consultants
Master Planning Project	District	Building	7/31/2021	9401	\$5,000.00	\$5,000.00	\$5,000.00	Project Management Consultants
Master Planning Project	District	Building	8/25/2021	9401	\$5,000.00	\$5,000.00	\$5,000.00	Project Management Consultants
Bond Projects	District	Building	8/31/2021	9401	\$1,818.75	\$1,818.75	\$1,818.75	Van Auken Akins Architects LLC
<b>Declaration of Intent</b>								
MS Roof Replacement	Middle School	Building	12/29/2017	9401	\$1,588,550.55	\$1,588,550.55	\$1,588,550.55	Garland/DBS, Inc.
MS Cafeteria Ceiling Replacement	Middle School	Building	12/29/2017	9401	\$107,500.00	\$107,500.00	\$107,500.00	Engelke, Inc.
Architectural Services	District	Building	12/29/2017	9401	\$47,000.00	\$47,000.00	\$47,000.00	Legat KingScott, Inc.
<b>RedTree Fees</b>								
RedTree Investment Fees	District		1/31/2018	9401	\$62.47	\$62.47	\$62.47	RedTree Investment
RedTree Investment Fees	District		2/28/2018	9401	\$491.09	\$491.09	\$491.09	RedTree Investment
RedTree Investment Fees	District		3/31/2018	9401	\$465.93	\$465.93	\$465.93	RedTree Investment
RedTree Investment Fees	District		4/30/2018	9401	\$453.38	\$453.38	\$453.38	RedTree Investment
RedTree Investment Fees	District		5/31/2018	9401	\$429.61	\$429.61	\$429.61	RedTree Investment
RedTree Investment Fees	District		6/30/2018	9401	\$430.38	\$430.38	\$430.38	RedTree Investment
RedTree Investment Fees	District		7/31/2018	9401	\$430.79	\$430.79	\$430.79	RedTree Investment
RedTree Investment Fees	District		8/31/2018	9401	\$435.64	\$435.64	\$435.64	RedTree Investment
RedTree Investment Fees	District		9/30/2018	9401	\$439.49	\$439.49	\$439.49	RedTree Investment
RedTree Investment Fees	District		10/31/2018	9401	\$440.07	\$440.07	\$440.07	RedTree Investment
RedTree Investment Fees	District		11/30/2018	9401	\$440.55	\$440.55	\$440.55	RedTree Investment
RedTree Investment Fees	District		12/31/2018	9401	\$440.26	\$440.26	\$440.26	RedTree Investment
RedTree Investment Fees	District		1/31/2019	9401	\$446.85	\$446.85	\$446.85	RedTree Investment
RedTree Investment Fees	District		2/28/2019	9401	\$453.86	\$453.86	\$453.86	RedTree Investment
RedTree Investment Fees	District		3/31/2019	9401	\$448.27	\$448.27	\$448.27	RedTree Investment
RedTree Investment Fees	District		4/30/2019	9401	\$448.93	\$448.93	\$448.93	RedTree Investment
RedTree Investment Fees	District		5/31/2019	9401	\$449.58	\$449.58	\$449.58	RedTree Investment
RedTree Investment Fees	District		6/30/2019	9401	\$450.50	\$450.50	\$450.50	RedTree Investment
RedTree Investment Fees	District		7/31/2019	9401	\$451.36	\$451.36	\$451.36	RedTree Investment
RedTree Investment Fees	District		8/31/2019	9401	\$451.12	\$451.12	\$451.12	RedTree Investment
RedTree Investment Fees	District		9/30/2019	9401	\$451.47	\$451.47	\$451.47	RedTree Investment
RedTree Investment Fees	District		10/31/2019	9401	\$452.07	\$452.07	\$452.07	RedTree Investment
RedTree Investment Fees	District		11/30/2019	9401	\$452.75	\$452.75	\$452.75	RedTree Investment
RedTree Investment Fees	District		12/31/2019	9401	\$453.33	\$453.33	\$453.33	RedTree Investment
RedTree Investment Fees	District		1/31/2020	9401	\$462.51	\$462.51	\$462.51	RedTree Investment
RedTree Investment Fees	District		2/29/2020	9401	\$463.13	\$463.13	\$463.13	RedTree Investment
RedTree Investment Fees	District		3/31/2020	9401	\$459.39	\$459.39	\$459.39	RedTree Investment
RedTree Investment Fees	District		4/30/2020	9401	\$455.86	\$455.86	\$455.86	RedTree Investment
RedTree Investment Fees	District		5/31/2020	9401	\$456.36	\$456.36	\$456.36	RedTree Investment
RedTree Investment Fees	District		6/30/2020	9401	\$456.53	\$456.53	\$456.53	RedTree Investment
RedTree Investment Fees	District		7/31/2020	9401	\$463.12	\$463.12	\$463.12	RedTree Investment
RedTree Investment Fees	District		8/31/2020	9401	\$468.71	\$468.71	\$468.71	RedTree Investment

**FY2018 BOND ISSUE**

<b>PROJECT</b>	<b>BUILDING</b>	<b>Land Impr., Building, Vehicles, F&amp;E</b>	<b>CHECK DATE</b>	<b>SPECIAL COST CENTER</b>	<b>ESTIMATED COST</b>	<b>ACTUAL COST MTD</b>	<b>ACTUAL COST TO DATE</b>	<b>CONTRACTOR/ VENDOR</b>
RedTree Investment Fees	District		9/30/2020	9401	\$472.75	\$472.75	\$472.75	RedTree Investment
RedTree Investment Fees	District		10/31/2020	9401	\$160.08	\$160.08	\$160.08	RedTree Investment
RedTree Investment Fees	District		11/30/2020	9401	\$157.72	\$157.72	\$157.72	RedTree Investment
RedTree Investment Fees	District		12/31/2020	9401	\$157.71	\$157.71	\$157.71	RedTree Investment
RedTree Investment Fees	District		1/31/2021	9401	\$161.20	\$161.20	\$161.20	RedTree Investment
RedTree Investment Fees	District		2/28/2021	9401	\$165.21	\$165.21	\$165.21	RedTree Investment
RedTree Investment Fees	District		3/31/2021	9401	\$161.68	\$161.68	\$161.68	RedTree Investment
RedTree Investment Fees	District		4/30/2021	9401	\$158.67	\$158.67	\$158.67	RedTree Investment
RedTree Investment Fees	District		5/31/2021	9401	\$24.36	\$24.36	\$24.36	RedTree Investment
RedTree Investment Fees	District		6/30/2021	9401	\$24.37	\$24.37	\$24.37	RedTree Investment
RedTree Investment Fees	District		7/31/2021	9401	\$23.21	\$23.21	\$23.21	RedTree Investment
RedTree Investment Fees	District		8/31/2021	9401	\$23.21	\$23.21	\$23.21	RedTree Investment
<b>Total FY2018 BONDS</b>							<b>\$23,273,655.74</b>	

SCC: 9400-9401 FY2018 Bonds

**SHAKER HEIGHTS CITY SCHOOL DISTRICT  
FUND 004  
CAPITAL PROJECT EXPENDITURES**

**August 31, 2021**

	FUNDING SOURCE			FUND 004 GRAND TOTALS	
	BOND	NON-BOND SOURCES			
	2018 BOND ISSUE	Other	SSF Projects		
	SCC 9400-9401	SCC 9121, 9150, 9169-9171, 9178, 9181, 9314, 9316, 9620	SCC's 9164-9168, 9182, 9315		
Allocation	\$25,517,797.59	\$31,777,123.23	\$2,398,471.78	\$59,693,392.60	\$0.00
Spent to Date	23,273,655.74	31,406,590.18	2,371,549.80	\$57,051,795.72	\$0.00
Allocation Available	2,244,141.85	370,533.05	26,921.98	\$2,641,596.88	\$0.00
less Outstanding Encumbrances	233,552.38	1,726.04	45,930.45	\$281,208.87	\$0.00
Fund Balance Available	\$2,010,589.47	\$368,807.01	(\$19,008.47)	\$2,360,388.01	\$0.00

**Cash Reconciliation:**

Beginning of Month Cash	\$2,651,165.40
Receipts	2,524.44
(Disbursements)	(12,092.96)
End of Month Cash	<u>\$2,641,596.88</u>
	\$0.00



	A	B	C	D	E	F	G	H	I	J	K	L	M	N	O
1	SHAKER HEIGHTS CITY SCHOOL DISTRICT														
2	FUND 004														
3	SOURCE OF FUNDING														
4															
5	August 31, 2021														
6															
7															
8															
9	Source of Funding:	2004 Bond Issue	FY2012 & prior	FY2013	FY2014	FY2015	FY2016	FY2017	FY2018	FY2019	FY2020	FY2021	FY2022	Total	
10	Bond Issuances														
11	Bond Anticipation Notes - Dec '04	\$0.00												\$0.00	
12	Bonds-Series 2005 - April '05	0.00												\$0.00	
13	Bond Anticipation Notes - Dec '06	0.00												\$0.00	
14	Bonds-Series 2007 - April '07	0.00												\$0.00	
15	Bond Anticipation Notes - June '08	0.00												\$0.00	
16	Bonds-Series 2008 - November '08	0.00												\$0.00	
17	BANs-Jul '12-Track and Turf Field - Unvoted Debt			0.00										\$0.00	
18	BANs-Jul '12-HB 264 - Energy Conservation			0.00										\$0.00	
19	Bond-Series 2012 - October '12-Buses			0.00										\$0.00	
20	FY2018 Bond Issuance - Dec '17, Apr '18								30,000,000.00	0.00	-5,700,000.00	2,549.15	5.79	\$24,302,554.94	
21	Interest Income-FY2018 Bond Issuance								41,569.44	595,435.74	491,040.78	87,196.69	0.00	\$1,215,242.65	
22	Fernway Fire Allocation Adj-June 2020										5,700,000.00	-2,549.15	0.00	\$5,697,450.85	
23	Fernway Fire Insurance Proceeds									11,140,590.26	1,644,250.00	1,579,293.08	0.00	\$14,364,133.34	
24	Non-Bond SCC Fund Bal.12/31/04		\$1,072,133.22											\$1,072,133.22	
25	Reimb.of Declaration of Intent		796,692.21											\$796,692.21	
26	Facility Fees		600,000.00											\$600,000.00	
27	Interest Income		1,205,736.40	2,085.30	326.54	1,438.01	6,196.16	4,713.45	7,769.14	0.00	0.00	0.00	0.00	\$1,228,265.00	
28	Bus Sales					1,500.00	0.00	0.00	0.00	0.00	0.00	0.00	0.00	\$1,500.00	
29	Bus Note Issuances		3,348,318.70											\$3,348,318.70	
30	Pyrm in Lieu of Taxes		689,742.19											\$689,742.19	
31	Woodbury LOLA Project Contrib.		3,132.49											\$3,132.49	
32	Gas well		45,073.46	1,071.10	2,236.54	664.29	833.46	569.24	1,390.64	473.57	227.02	368.30	0.00	\$52,907.62	
33	T-mobile Rental		106,640.00	24,966.00	26,220.00	26,220.00	26,220.00	26,220.00	28,710.90	30,153.00	32,665.75	30,153.00	2,512.75	\$360,681.40	
34	Towerpoint Rental												10.00	\$10.00	
35	Clearwire/Sprint Rental		42,265.33	25,267.96	23,840.52	26,741.21	27,543.48	28,369.73	29,220.84	30,097.48	31,000.43	50,745.36	0.00	\$315,092.34	
36	SSF Project/Contribution Funds		1,593,484.08	150,535.24	53,314.55	15,400.27	105,936.77	63,213.89	1,603.00	47,467.91	1,311.85	136,549.22	0.00	\$2,168,816.78	\$0.00
37	SSF Project-Planetarium-HNB				50,000.00									\$50,000.00	
38	SSF Project-Online Learning Center					93,900.00	0.00	0.00	0.00	0.00				\$93,900.00	
39	SSF Project-Hot Spots-Pandemic										20,755.00	5,000.00	0.00	\$25,755.00	
40	SSF FE Playground											175,000.00	1,477.88	\$176,477.88	
41	Huntington Bank Planetarium Donation				75,000.00									\$75,000.00	
42	Huntington Bank PLC Donation					15,000.00	15,000.00	15,000.00	15,000.00	0.00	0.00	0.00	0.00	\$60,000.00	
43	City Reimb-repair of BB field(5/07)		24,020.00											\$24,020.00	
44	Insurance Proceeds		254,323.66	8,342.81	2,362.56	18,244.88	0.00	2,539.29	6,469.86	139,807.72	66,717.01	0.00	0.00	\$498,807.79	
45	Asbestos Litigation Settlement		13,441.51											\$13,441.51	
46	PEP Repair of Ludlow		50,801.00											\$50,801.00	
47	PTO Reimbursement		43,306.66		6,998.00		7,000.00	10,500.00	0.00	7,318.54	0.00	0.00	0.00	\$75,123.20	
48	First Energy Rebate for Energy Savings (HB264)				57,128.00									\$57,128.00	
49	Transfer fr. Fd1 (offset unused HB264 \$'s xfer fr. Fd4 to Fd2)				236,264.49									\$236,264.49	
50	Transfer fr. Fd1 (OfficeMax & Medicaid)				2,000,000.00									\$2,000,000.00	
51	USTA							20,000.00	0.00	0.00	0.00	0.00	0.00	\$20,000.00	
52	FE Fire Library Grant										20,000.00	0.00	0.00	\$20,000.00	
53															
54	TOTALS	\$0.00	\$9,889,110.91	\$212,268.41	\$2,533,691.20	\$199,108.66	\$188,729.87	\$171,125.60	\$30,131,733.82	\$11,991,344.22	\$2,307,967.84	\$2,064,305.65	\$4,006.42	\$59,693,392.60	\$0.00
55														\$0.00	
56															
57															